

**UNITED STATES**  
**SECURITIES AND EXCHANGE COMMISSION**  
**Washington, D.C. 20549**

**FORM 10-K**

(Mark One)

☒ **ANNUAL REPORT PURSUANT TO SECTION 13 OR 15(d) OF THE SECURITIES EXCHANGE ACT OF 1934**

**For the fiscal year ended January 31, 2023**

**OR**

☐ **TRANSITION REPORT PURSUANT TO SECTION 13 OR 15(d) OF THE SECURITIES EXCHANGE ACT OF 1934**

**For the transition period from \_\_\_\_\_ to \_\_\_\_\_**

**Commission file number 001-40528**

**Sprinklr, Inc.**

(Exact name of registrant as specified in its charter)

**Delaware**

(State or other Jurisdiction of

Incorporation or organization)

**29 West 35<sup>th</sup> Street, 7th floor**

**New York, NY**

(Address of principal executive offices)

**45-4771485**

(IRS Employer

Identification No.)

**10001**

(Zip Code)

**(917) 933-7800**

Registrant's telephone number, including area code

Securities registered pursuant to Section 12(b) of the Act:

| Title of each class                                 | Trading Symbol(s) | Name of each exchange on which registered |
|---|-------------------|---|
| Class A common stock, par value \$0.00003 per share | CXM               | New York Stock Exchange                   |

Securities registered pursuant to section 12(g) of the Act: Not Applicable

Indicate by check mark if the registrant is a well-known seasoned issuer, as defined in Rule 405 of the Securities Act. Yes ☒ No ☐

Indicate by check mark if the registrant is not required to file reports pursuant to Section 13 or Section 15(d) of the Act. Yes ☐ No ☒

Indicate by check mark whether the registrant: (1) has filed all reports required to be filed by Section 13 or 15(d) of the Securities Exchange Act of 1934 during the preceding 12 months (or for such shorter period that the registrant was required to file such reports); and (2) has been subject to such filing requirements for the past 90 days. Yes ☒ No ☐

Indicate by check mark whether the registrant has submitted electronically and posted on its corporate web site, if any, every Interactive Data File required to be submitted and posted pursuant to Rule 405 of Regulation S-T (§232.405 of this chapter) during the preceding 12 months (or for such shorter period that the registrant was required to submit and post such files). Yes ☒ No ☐

Indicate by check mark whether the registrant is a large accelerated filer, an accelerated filer, a non-accelerated filer, a smaller reporting company, or an emerging growth company. See the definitions of "large accelerated filer," "accelerated filer," "smaller reporting company," and "emerging growth company" in Rule 12b-2 of the Exchange Act.:

|                         |                                     |                           |                          |
|-------------------------|-------------------------------------|---------------------------|--------------------------|
| Large accelerated filer | <input checked="" type="checkbox"/> | Accelerated filer         | <input type="checkbox"/> |
| Non-accelerated filer   | <input type="checkbox"/>            | Smaller reporting company | <input type="checkbox"/> |
|                         |                                     | Emerging growth company   | <input type="checkbox"/> |

If an emerging growth company, indicate by check mark if the registrant has elected not to use the extended transition period for complying with any new or revised financial accounting standards provided pursuant to Section 13(a) of the Exchange Act. ☐

Indicate by check mark whether the registrant has filed a report on and attestation to its management's assessment of the effectiveness of its internal control over financial reporting under Section 404(b) of the Sarbanes-Oxley Act (15 U.S.C. 7262(b)) by the registered public accounting firm that prepared or issued its audit report. ☒

If securities are registered pursuant to Section 12(b) of the Act, indicate by check mark whether the financial statements of the registrant included in the filing reflect the correction of an error to previously issued financial statements. ☐

Indicate by check mark whether any of those error corrections are restatements that required a recovery analysis of incentive-based compensation received by any of the registrant's executive officers during the relevant recovery period pursuant to § 240.10D-1(b). ☐

Indicate by check mark whether the registrant is a shell company (as defined in Rule 12b-2 of the Act). Yes ☐ No ☒

The aggregate market value of voting stock held by non-affiliates of the Registrant on July 31, 2022, based on the closing price of \$11.34 for shares of the Registrant's Class A common stock as reported by the New York Stock Exchange on July 29, 2022, was approximately \$740.3 million. This aggregate market value does not include shares of Class A common stock beneficially owned by each executive

officer, director, and stockholder that the registrant has concluded is an affiliate of the registrant. This determination of affiliate status is not necessarily a conclusive determination for other purposes.

As of March 21, 2023, there were 121,712,321 shares of the registrant's Class A common stock and 144,188,798 shares of the registrant's Class B common stock, each with a par value of \$0.00003 per share, outstanding.

#### **DOCUMENTS INCORPORATED BY REFERENCE**

Portions of the registrant's Proxy Statement for its 2023 Annual Meeting of Stockholders are incorporated by reference into Part III of this Annual Report on Form 10-K to the extent stated herein. Such Proxy Statement will be filed with the Securities and Exchange Commission within 120 days of the registrant's fiscal year ended January 31, 2023.

---

## TABLE OF CONTENTS

|   | <u>Page</u> |
|---|-------------|
| Special Note About Forward-Looking Statements   | <u>3</u>    |
| <b><u>Part I</u></b>  | <u>4</u>    |
| Item 1. <a href="#"><u>Business</u></a>   | <u>4</u>    |
| Item 1A. <a href="#"><u>Risk Factors</u></a>  | <u>16</u>   |
| Item 1B. <a href="#"><u>Unresolved Staff Comments</u></a>   | <u>53</u>   |
| Item 2. <a href="#"><u>Properties</u></a>   | <u>53</u>   |
| Item 3. <a href="#"><u>Legal Proceedings</u></a>  | <u>53</u>   |
| Item 4. <a href="#"><u>Mine Safety Disclosures</u></a>  | <u>53</u>   |
| <b><u>Part II</u></b>   | <u>54</u>   |
| Item 5. <a href="#"><u>Market for Registrant's Common Equity, Related Stockholder Matters and Issuer Purchases of Equity Securities</u></a> | <u>54</u>   |
| Item 6. <a href="#"><u>[Reserved]</u></a>   | <u>55</u>   |
| Item 7. <a href="#"><u>Management's Discussion and Analysis of Financial Condition and Results of Operations</u></a>                        | <u>56</u>   |
| Item 7A. <a href="#"><u>Quantitative and Qualitative Disclosures About Market Risk</u></a>  | <u>70</u>   |
| Item 8. <a href="#"><u>Financial Statements and Supplementary Data</u></a>  | <u>71</u>   |
| Item 9. <a href="#"><u>Changes in and Disagreements With Accountants on Accounting and Financial Disclosures</u></a>                        | <u>110</u>  |
| Item 9A. <a href="#"><u>Controls and Procedures</u></a>   | <u>110</u>  |
| Item 9B. <a href="#"><u>Other Information</u></a>   | <u>112</u>  |
| Item 9C. <a href="#"><u>Disclosure Regarding Foreign Jurisdictions that Prevent Inspections</u></a>   | <u>112</u>  |
| <b><u>Part III</u></b>  | <u>113</u>  |
| Item 10. <a href="#"><u>Directors, Executive Officers and Corporate Governance</u></a>  | <u>113</u>  |
| Item 11. <a href="#"><u>Executive Compensation</u></a>  | <u>113</u>  |
| Item 12. <a href="#"><u>Security Ownership of Certain Beneficial Owner and Management and Related Stockholder Matters</u></a>               | <u>113</u>  |
| Item 13. <a href="#"><u>Certain Relationships and Related Transactions, and Director Independence</u></a>                                   | <u>113</u>  |
| Item 14. <a href="#"><u>Principal Accounting Fees and Services</u></a>  | <u>113</u>  |
| <b><u>Part IV</u></b>   | <u>114</u>  |
| Item 15. <a href="#"><u>Exhibit and Financial Statement Schedules</u></a>   | <u>114</u>  |
| Item 16. <a href="#"><u>Form 10-K Summary</u></a>   | <u>117</u>  |
| <a href="#"><u>Signatures</u></a>   |             |

## SPECIAL NOTE REGARDING FORWARD-LOOKING STATEMENTS

This Annual Report on Form 10-K (this “Form 10-K”) contains forward-looking statements within the meaning of Section 27A of the Securities Act of 1933, as amended (the “Securities Act”), and Section 21E of the Securities Exchange Act of 1934, as amended (the “Exchange Act”). All statements contained in this Form 10-K other than statements of historical fact, including statements regarding our future operating results and financial position, our business strategy and plans and our objectives for future operations, are forward-looking statements. The words “believe,” “may,” “will,” “potentially,” “estimate,” “continue,” “anticipate,” “intend,” “could,” “would,” “project,” “plan,” “expect” and similar expressions that convey uncertainty of future events or outcomes are intended to identify forward-looking statements.

These forward-looking statements include, but are not limited to, statements concerning the following:

- our expectations regarding our revenue, expenses and other operating results;
- our ability to acquire new customers and successfully engage new and existing customers;
- our ability to achieve and maintain our profitability;
- future investments in our business, our anticipated capital expenditures and our estimates regarding our capital requirements;
- the costs and success of our marketing efforts and our ability to promote our brand;
- our growth strategies for our Unified-CXM platform;
- the estimated addressable market opportunity for our Unified-CXM platform;
- our reliance on key personnel and our ability to identify, recruit and retain skilled personnel;
- our ability to effectively manage our growth, including any international expansion;
- our ability to obtain, maintain, protect, defend or enforce our intellectual property or other proprietary rights and any costs associated therewith;
- the effects of unstable market and economic conditions, including as a result of recent bank closures or instability, public health crises and geopolitical actions, such as war and terrorism or the perception that such hostilities may be imminent, on our business, financial condition and share price;
- our ability to compete effectively with existing competitors and new market entrants;
- our ability to seek and find replacement credit arrangements; and
- the growth rates of the markets in which we compete.

You should not rely on forward-looking statements as predictions of future events. We have based the forward-looking statements contained in this Form 10-K primarily on our current expectations and projections about future events and trends that we believe may affect our business, financial condition and operating results. The outcome of the events described in these forward-looking statements is subject to risks, uncertainties and other factors described in the section titled “Risk Factors” and elsewhere in this Form 10-K. Moreover, we operate in a very competitive and rapidly changing environment. New risks and uncertainties emerge from time to time, and it is not possible for us to predict all risks and uncertainties that could have an impact on the forward-looking statements contained in this Form 10-K. The results, events and circumstances reflected in the forward-looking statements may not be achieved or occur, and actual results, events or circumstances could differ materially from those described in the forward-looking statements.

In addition, statements that “we believe” and similar statements reflect our beliefs and opinions on the relevant subject. These statements are based on information available to us as of the date of this Form 10-K. And while we believe that information provides a reasonable basis for these statements, that information may be limited or incomplete. Our statements should not be read to indicate that we have conducted an exhaustive inquiry into, or review of, all relevant information. These statements are inherently uncertain, and investors are cautioned not to unduly rely on these statements.

The forward-looking statements made in this Form 10-K relate only to events as of the date on which the statements are made. We undertake no obligation to update any forward-looking statements made in this Form 10-K to reflect events or circumstances after the date of this Form 10-K or to reflect new information or the occurrence of unanticipated events, except as required by law. We may not actually achieve the plans, intentions or expectations disclosed in our forward-looking statements, and you should not place undue reliance on our forward-looking statements. Our forward-looking statements do not reflect the potential impact of any future acquisitions, mergers, dispositions, joint ventures or investments.

Unless the context otherwise requires, the terms “Sprinklr,” “the Company,” “we,” “our,” “us” or similar references in this Form 10-K refer to Sprinklr, Inc. and its subsidiaries.

## Part I

### Item 1. Business

#### Who We Are

Sprinklr empowers the world's largest and most loved brands to make their customers happier.

We do this with a new category of enterprise software – Unified Customer Experience Management (“Unified-CXM”) – that enables every customer-facing function across the front office, from Customer Service to Marketing, to collaborate across internal silos, communicate across digital channels, and leverage a complete suite of capabilities to deliver better, more human customer experiences at scale – all on one unified, AI-powered platform.

#### Overview

The way the world communicates has changed, driven by a shift from traditional channels, like email and phone, to an ever-expanding universe of modern channels, like messaging, chat, text and social. As the experiences of consumers today are shaped by each interaction they have with a brand, brand reputation is significantly impacted by the far-reaching influence of consumers on public platforms. As a result, companies compete primarily on the basis of customer experience. To do so, they must communicate instantly with consumers who move fluidly across dozens of channels and resolve customer pain-points in a personalized way. For large enterprises with legacy customer relationship management (“CRM”) systems, massive amounts of unstructured, real-time data that customers expect to inform their experiences are ignored and lost to a narrow set of structured, backward-looking customer information like names and addresses.

This is why we founded Sprinklr: a software platform purpose-built to help enterprises break down information silos across the customer journey, tap into an ocean of unstructured digital data, and utilize AI to create a persistent, unified view of each customer – at scale. We do this by providing every customer-facing team with the capabilities they need to serve customers and enabling the entire front office to work together to deliver a more unified customer experience. For more than a decade, we have helped hundreds of the world's most valuable and iconic brands rise to the challenge of making their customers happier, while helping them increase revenue, decrease costs, and mitigate brand reputation risks.

Our effective go-to-market strategy has enabled us to grow rapidly, attracting 1,428 customers as of January 31, 2023, including more than two-thirds of the Fortune 100. As of January 31, 2023, we had 108 customers with subscription revenue equal to or greater than \$1.0 million for the trailing 12-month period. Our customers include global enterprises across a broad array of industries and geographies, as well as marketing agencies and government departments along with non-profit and educational institutions. Our customers are located in more than 70 countries and use our platform in more than 100 languages. We see significant opportunity to grow within our existing customer base as our customers increase usage of existing products and/or add additional products.

Our success and innovation is driven by a world-class management team and extraordinary culture. That culture is defined by both the “The Sprinklr Way,” which provides our framework for leadership, behaviors, and values, and the deep and genuine way we care about the success of our customers and employees. The Sprinklr Way enables us to attract and retain a diverse and talented team to provide a premium experience for our customers.

#### Key Advantages of Our Platform

Our architecture, AI, enterprise-grade platform and large repository of public digital data are key competitive differentiators. Our platform utilizes a single codebase architecture purpose-built for managing CXM data, is powered by sophisticated, proprietary AI, and enables a wide range of customer user cases. Our core differentiators are:

- **UNIFIED architecture, built to address the proliferation of online channels:** We have created a platform that allows organizations to listen to customers and prospects, learn from them, deliver customer service and create more personalized experiences across more than 30 digital channels, including messaging, live chat, text, social media and hundreds of millions of forums, blogs, news and review sites. We believe that we are the only CXM vendor that offers a single codebase architecture, designed to provide a seamless, unified experience for our customers. Our architecture ensures that our customers are always utilizing the latest and most accurate AI models, providing insights to our customers with cutting-edge speed, accuracy, and security.

- **ADVANCED listening, built for digitally led, real-time and conversational data, yielding actionable insights:** Our single codebase platform was designed from the ground up to handle a massive scale of unstructured data. Our platform captures over 500 million conversations and makes over 10 billion AI predictions every day, publishes over 100 million brand messages, including those published over live chat, and handles more than 40 million customer cases every month, while also tracking 40,000 brands and influencers and managing over 3.0 billion profiles across all digital channels. We believe that the scale of our AI predictions, the scope of our digital identity management, and our conversational capabilities are unmatched in the industry.
- **PURPOSE-BUILT customer experience AI engine for predicting intent:** We have spent nearly a decade developing sophisticated machine learning algorithms that combine techniques such as clustering, pattern-match, regressions, prioritization and instance-based triggering amongst others to predict consumer intent in real-time. Our AI engine can process millions of unstructured and structured data points ingested from myriads of channels and software applications. From there, our AI engine analyzes the data to predict sentiments and deliver actionable insights for our customers. Our years of experience, investment, and training our models have resulted in extremely high model accuracy. We believe that we have a significant first-mover advantage, helping us establish and maintain a global leadership position in Enterprise Unified-CXM AI.
- **COMPLETE, built for modern organizations with the full consumer lifecycle in mind:** We offer a broad range of digital use cases across the front office. Our unified platform enables broad-based listening, seamless collaboration across the entire customer journey, skills-based workflow, customer-led governance and timely decision-making.
- **RAPID deployment generates tangible, immediate ROI:** Our ability to leverage our highly verticalized pre-built AI models to quickly bring high-value enterprise AI models into production use provides rapid time to value.
- **SCALABLE enterprise-grade platform:** We empower the largest global enterprises to serve their customers 24/7. Our architecture is scalable and flexible to meet the demands of the modern enterprise and can be deployed quickly at scale to ingest massive amounts of data. Our Unified-CXM platform is designed to comply with the standard industry security controls to serve large enterprises and public sector customers. We are certified in ISO 27001, maintain annual AICPA SOC 1 and SOC 2 reports and have a security environment that is PCI compliant. Our data privacy measures are designed to meet the requirements under applicable data protection laws such as the General Data Protection Regulation (“GDPR”) and the California Consumer Privacy Act of 2018, as amended by the California Privacy Rights Act of 2020 (“CPRA”) (collectively, “CCPA”). We have been granted a Federal Risk and Authorizations Management Program (“FedRAMP”) Authority to Operate (“ATO”) to sell our solutions to United States federal agencies.

We are the only company that has been recognized as a Leader in Forrester’s Social Suites, Social Listening Platforms, Content Marketing for B2C Marketers, Social Advertising Technology, Social Media Management Solutions and Sales Social Engagement Waves, and Gartner’s Content Marketing Platforms Quadrant.

#### Our Artificial Intelligence

The core of our technology is our proprietary AI engine, which has a highly scalable and flexible architecture purpose-built for large enterprises. We believe that our platform is the first ever purpose-built customer experience AI engine.

We have spent nearly a decade developing sophisticated, deep machine learning algorithms that automate techniques to predict consumer intent and sentiment in real-time. At any given instance, our AI engine can process millions of unstructured and structured data points ingested from myriads of channels and software applications.

Our AI engine is differentiated in the following ways:

- **A massive data ocean of consumer behavior and preferences:** Our platform ingests, processes and analyzes consumer data and behavior from one of the largest publicly available datasets, with over 500 million data points accessed and ingested daily. Our AI deep machine learning algorithms work via eight distinct and powerful layers, which aggregate all different unstructured data types across more than 30 digital channels and convert them into actionable structured insights.
- **Industry leading purpose-built Unified-CXM platform to ingest and analyze customer engagement data across all addressable/available channels:** Our platform is architected to ingest unstructured and structured data from more than 30 digital channels in real-time, including audio, video and images. The same components are reused between multiple training, and inference pipelines, enabling our data scientists to build and deploy new use-cases rapidly.

- **High accuracy of predicting consumer behavior and preferences:** Our AI engine is built on top of highly sophisticated and customizable machine learning algorithms that result in more than 10 billion predictions per day. This fully automated AI engine provides actionable insights built on deep machine learning that requires no human involvement and is able to make predictions with a high degree of accuracy across a wide range of products offered by our Unified-CXM platform.
- **Powerful natural language processing and generation:** We have developed advanced text analytics capabilities with technology that can look at the context, grammar and co-references of a sentence to associate opinions, thoughts, preferences and feedback with respective brands and products. We also model end-to-end dialogues for improving customer service agent productivity. This capability automatically learns from previous agent-consumer interactions, sentiment, emotion, intents and conversation intent journeys to suggest highly contextual, fluent, relevant and engaging responses.
- **Highly sophisticated and configurable AI models:** We have developed highly specialized AI models across more than 60 industry verticals and sub-verticals across more than 100 languages. With a training data set of over 100 million data points, we are able to provide efficiencies to our customers.. We deploy AI models at three different levels to ensure quick deployment for rapid time to value realization: (1) Global Models: Developed with data across industries and partners; (2) Industry Models: Developed when data of one industry varies significantly from another; and (3) Customized AI Models: Enabling brands to quickly customize AI models to solve their diverse set of use cases.

Sprinklr AI gets smarter everyday by leveraging virtuous feedback loops enabled for all of our AI solutions. With each feedback that is fed back into Sprinklr algorithms, our AI models learn actively, which in turn leads to more customers adopting the power of Sprinklr's AI capabilities. Our AI is used across Sprinklr's use cases and products, which enables a cohesive customer experience. As AI and machine learning grow across industries, the flywheel approach has become a cornerstone and competitive differentiator at Sprinklr.

## Our Products

With the rise of modern channels, customers are connected and empowered like never before. Every part of the front office needs to think differently as a result:

- Customers volunteer feedback 24/7 on public channels –*research can be actionable and real-time.*
- How you care for customers determines what they say about you –*customer service is the new marketing.*
- Customers trust each other more than brands and want to be recognized as people, not purchasers –*marketing is what they say, not what you say, so be personal.*
- Customers buy based on their experience with a brand – *engagement drives sales.*

These new realities guide each of the products that we have built, providing solutions and capabilities that large enterprises can no longer afford to live without:

- **Sprinklr Insights** – listen to and learn from the market, customers, and competitors to act in real-time;
- **Sprinklr Service** – serve customers on the channels they choose, increasing satisfaction, driving loyalty and reducing costs;
- **Sprinklr Marketing** – personalize ads with content that is relevant, authentic, timely and effective; and
- **Sprinklr Social** – engage with and sell to customers on the channels they use most.

Although all of our product suites are available to customers on our Sprinklr Unified-CXM platform, each can also be purchased individually.

### *Sprinklr Unified-CXM Platform*

**One single, unified platform with 4 product suites:** Purpose-built to analyze unstructured customer experience data, built to scale across future and modern channels, and integrates all stages of the customer journey. The four key product suites that align to the needs of enterprises managing the customer journey are:

- Sprinklr Insights;
- Sprinklr Service;
- Sprinklr Marketing; and
- Sprinklr Social.

The Sprinklr Unified-CXM architecture was built to manage all of these products on a single platform. Our Unified-CXM Platform provides the following common features and capabilities, which are shared across all products:

- **Sandbox** – Sprinklr Sandbox offers an isolated test environment that mimics your live production environment, allowing you to practice with precision, create without consequences, and change with confidence.
- **Integrations** – Sprinklr marketplace integrations include 90+ out-of-the-box connectors with CRMs, CDPs, DAMs, Data Visualization, and with other enterprise platforms like Microsoft, Salesforce, Adobe, Google, Oracle, SAP, and ServiceNow.
- **APIs** – Sprinklr provides a robust list of Restful web service application programming interfaces (“APIs”) to integrate data and execute processes with any external system. Developers also can create applications to interact directly with Sprinklr by signing up on the developer portal.
- **Active Data Retention** – Customers have the ability to store Sprinklr’s platform data to meet operational or regulatory compliance needs for Account or Listening data.
- **Display** – Display transforms data and content into insightful, impactful experiences through an interactive digital signage solution for retail, DooH (digital out-of-home), stadium, broadcast TV, and command centers. Display can even be embedded on websites.
- **Presentations** – Our Live Slide™ technology helps customers quickly create slides of live, real-time social and business data and content that are easily accessible for all stakeholders, empowering them to tell your story in a visually compelling way.
- **AI Studio** – Create and deploy custom artificial intelligence models, validate predictions of existing models, and retrain them accordingly. Build and refine all AI models with zero coding.

### *Sprinklr Insights*

Sprinklr Insights enables our customers to listen, learn from and act on insights gleaned from modern channels. This helps enterprises to stop guessing their brand equity metrics by gaining real-time understanding of brand awareness, product perception, customer loyalty and user satisfaction.

Customers choose from the following Sprinklr Insights products:

- **Social Listening** – Hear the real-time voice of your customers and listen to topics of interest across social, digital, and traditional channels then use AI to enrich that data and surface actionable insights.
- **Competitive Insights & Benchmarking** – Analyze the performance of posts, audience engagement, and key characteristics of content against competitors or other best-in-class brands, including understanding which of your competitors’ messages lead the pack and why.
- **Product Insights** – Leverage AI to gather actionable data on how customers feel about your products by surfacing insights from reviews, social channels, or any data source with SKU- or brand-level feedback.
- **Location Insights** – Discover what brings in-store customers back – or drives them away – at everything from individual locations to global regions with real-time feedback that spotlights how customers feel when they meet your brand face-to-face.



- **Visual Insights** – Reveal how consumers interact with your brand and act immediately on visual intelligence (including tracking and detecting any misuse of brand logos or likeness) to power more meaningful communication across digital channels.
- **Media Monitoring & Analytics** – Gain a comprehensive measure of earned media and connect stories across social and news channels by using Sprinklr’s proprietary AI engine to monitor and analyze media coverage.

Key use cases of Sprinklr Insights include:

- **Growing business by improving products and services** by listening to what customers and prospects are saying and applying AI to turn insights into action.
- **Improving customer experience** by optimizing marketing investments and customer experiences across all channels and touchpoints while benchmarking across industries and competitors.
- **Protecting brand reputation** by mitigating PR crises through AI-based issue detection and alerts and by automating stakeholder communication on brand sentiment trends and anomalies.

### *Sprinklr Service*

Sprinklr Service is a comprehensive, cloud-based, AI-powered Contact Center as a Service (“CCaaS”) platform that enables customer service agents to seamlessly service customers across digital, social and voice channels and empowers the leadership with complete visibility into contact center operations to drive transformation.

Customers choose from the following Sprinklr Service products:

- **Self-Service Community** – Improve cross-platform customer experiences and reduce agent caseloads by letting customers share knowledge in digital communities that can be customized and quickly moderated, all in a single application.
- **Live Chat** – Connect with customers quickly, provide personalized 1:1 support to resolve incoming requests, and collect valuable data to inform better agent-led resolutions.
- **Conversational AI & Bots** – Shift customers from IVR to cost-effective digital channels like web chat, SMS, email, and WhatsApp where conversational AI bots create faster and more reliable experiences.
- **Contact Center Intelligence** – Unlock AI-powered, real-time contact center analytics on 100% of customer conversations across all channels — and uncover the actionable insights to trigger improvements in proactive customer service and reduce inbound contact volume.
- **Contact Center Automation** – Access powerful tools that automate contact center workflows and processes, making it easier to solve customer conversations during the first contact. Identify opportunities for agent improvement with AI powered Quality Monitoring Automation.
- **Knowledge Base** – Help agents find the right knowledge articles and reduce handle time with AI intents that surface the most relevant directly within the Agent Console or use it on your website, mobile app, or community to offer customers quick, direct access to the right information.
- **Agent Assist** – Analyze every conversation instantly to surface the best suggestions, predictions, and warnings agents need to improve productivity and solve customer issues faster.
- **Self-serve version of Sprinklr Service** – A simple to use and deploy, yet premium, customer service solution for channel unification across 13+ of the most widely used channels including social, messaging, chat, email and voice.
- **Sprinklr Voice** – Unify your approach to customer service by pairing complete digital coverage with a CCaaS solution that integrates everything enterprises need to deliver personalized experiences, including embedded AI, workflow automation, voice bots, and speech analytics.

Key use cases of Sprinklr Service include:

- **Increasing customer satisfaction and reducing churn** by anticipating customer issues, optimizing processes, and providing proactive brand risk early warning notifications.
- **Decreasing costs** by leveraging AI and automation to improve self-service options on lower cost digital channels.

- **Increasing revenue** by matching agents to customers for upsell opportunities, proactively engaging customers during their purchase journey, and offering tools to increase conversions.
- **Increasing revenue** by predicting the profitability of sales, upsell and cross-sell for each customer interaction.

### ***Sprinklr Marketing***

Sprinklr Marketing enables brands to streamline their marketing operations across the campaign lifecycle without the need for spreadsheets or disparate systems, while giving them differentiated ability to derive insights and optimize their marketing and advertising strategies at scale.

The result: centralized and streamlined publishing across channels, greater efficiency and reduced production costs, automated and unified reporting across channels for organic and paid initiatives, AI-powered and rule-based optimization and actionable insights to improve advertising performance in real time.

Customers choose from the following Sprinklr Marketing products:

- **Campaign Planning & Content Marketing** – Save content production costs and time with a single platform for planning and publishing marketing campaigns across digital and traditional channels, powered by a robust workflow engine that is highly customizable to fit any organization and enterprise brand governance to manage compliance and brand risk.
- **Marketing Analytics** – Get a comprehensive view of campaign performance across social channels. Integrate web analytics, non-traditional metrics like share-of-voice and sentiment, and data from third-party sources such as CRM to unlock powerful full-funnel insights in a single, consolidated view.
- **Social Advertising** – Increase return on ad spend against business outcomes and across siloed teams using automation that fuels collaboration, unifies reporting, and manages brand risk via approval processes, structured roles, enterprise governance, and AI-powered optimization.

Key use cases of Sprinklr Marketing include:

- **Unify marketing and advertising teams** on a single platform for all planning and publishing, cross-team collaboration, automation of repetitive tasks and performance management.
- **Efficiently execute marketing and advertising campaigns at scale** with streamlined task management, more control over campaign setup and access to timely, actionable insights. Scale the use of high-performing assets to reduce content production costs.
- **Protect return on marketing investment** with improved visibility and speed-to-market, agile course-correction and automated campaign optimization.
- **Centralize governance** for every outbound piece of content and leverage highly configurable user roles and permissions, ensuring all content is authorized and on-brand.

### ***Sprinklr Social***

Sprinklr Social helps customers listen to, triage, engage and analyze conversations across more modern channels than any other competitor on the market. Sprinklr has been recognized as the only leader in the Forrester Wave™ Social Suites, as well as a clear leader in the Forrester Wave™ Social Sales Engagement Solutions.

Customers choose from the following Sprinklr Social products:

- **Social Publishing & Engagement** – Plan, publish, and manage brand content across multiple channels from a single platform — then measure and respond to customer engagement efficiently with automated workflows, intuition moderation, and engagement dashboards that can be shared across teams.
- **Distributed** – Empower Distributed teams (Sales, Location Managers, Field Agents) with a lightweight yet powerful branded experience to engage customers on the digital and social channels they prefer.
- **Advocacy** – Empower employees to leverage a multi-purpose library of shareable content, tailored for advocates, that can easily be amplified across employees' social channels to generate leads and help build pipeline for your brand.

- **Conversational Commerce** – Integrate 1:1 chat-based commerce platform that enables sales teams to offer personalized customer experience and provide access to products and other information that creates direct sales opportunities.

Key use cases for Sprinklr Social include:

- **Turning social into a revenue driver** by capitalizing on conversations on modern messaging channels to increase sales and seamless commerce.
- **Getting more from social media managers** by using AI to understand where and when to engage, and by automating publishing consistently across all channels.
- **Protecting brand reputation** by limiting the risk of off-brand engagement with a global regulatory compliance framework for approvals, governance rules and moderation processes.

## Our Growth Strategy

We intend to capitalize on our massive and growing market opportunity by executing on the following key elements to our growth strategy:

- **Innovate to extend our technology leadership and AI-enabled product lines.** We have a strong history of innovation. Since our inception, we have expanded our platform from Sprinklr Social to include Sprinklr Insights, Sprinklr Marketing and Sprinklr Service. Given our unified and scalable architecture, we have the ability to build our platform to address new channels in a short period of time.
- **Grow customer base.** As of January 31, 2023, we had a customer base of 1,428 organizations. We believe that this represents only a small fraction of our total addressable customer base. As we expand our product offerings and extend our technology leadership, we also plan to continue to invest in sales and marketing to grow our customer base.
- **Increase revenue from existing customers.** The mission-critical nature of our platform and enterprise-wide applicability drives adoption within additional divisions of enterprises and the cross-sale of more products. We believe that enterprises that use multiple products from our platform are able to achieve even higher returns on investment than those that do not and we believe that we have a significant opportunity to cross-sell and up-sell our various product offerings.
- **Further expansion internationally.** During the years ended January 31, 2023 and 2022, we generated 36% and 36%, respectively, of our revenue outside the Americas. We foresee a significant opportunity to further expand the use of our platform in other regions globally.
- **Broaden and deepen our partner ecosystem.** Our partner ecosystem extends our geographic coverage, accelerates the usage and adoption of our platform, promotes thought leadership and provides complementary implementation resources. We work with agencies and partners such as Microsoft, Accenture, Deloitte, Salesforce, SAP, ServiceNow, Adobe, Oracle and others in these capacities.
- **Selectively pursue acquisitions.** We have a history of selective acquisitions that increase the breadth of our offerings and markets. We plan to selectively pursue acquisitions of complementary businesses, technologies and teams that would allow us to accelerate the pace of our innovation while broadening our customer reach.

## Our Go-To-Market Strategy

We generate sales, primarily, through a direct sales organization, which includes Sales Development Reps, Account Executives, Solutions Consultants and Customer & Product Success personnel who are organized by geography and two primary customer groups: Global Strategic Accounts and Large Enterprise Accounts.

We have a highly methodical and value-based approach to Sales and Customer Success, and have made significant investments in sales enablement, onboarding and performance tracking to ensure an effective, predictable and scalable sales model. Our customer-facing teams operate against a shared Customer Engagement process to ensure that the value we sold is realized by the customer, that they are fully consuming the product, and that there is a logical next step to value expansion.

Our marketing efforts are focused on promoting our brand, generating awareness of our platform, supporting our community of customers and creating sales leads. We utilize both online and offline marketing initiatives, including our participation in industry and partner conferences, digital marketing, case studies and customer testimonials.

We also engage with industry research firms to educate them on our platform and its transformational impact on enterprises and have developed go-to-market partnerships that extend the reach of our platform such as Channels, GSIs and Agencies. We anticipate that we will continue to develop select third-party relationships to help grow our business.

## Partnerships

The Sprinklr Global Alliance Program delivers training, go-to-market support and a certification program to an ecosystem of technology organizations, systems integrators, agencies, and social media channels. Sprinklr's partner program helps brands collaborate across marketing, sales, and customer service to meet the needs of the modern customer. Many of our key partners are also customers of our Unified-CXM platform, which is a benefit to our shared customers.

- **Global system integrators** are certified implementation consultants that bring a full suite of capabilities to help our customers accelerate Unified-CXM and drive net new ARR: Deloitte and Accenture.
- **Regional system integrators** offer local service and language support: HGS Digital, Mindtree, Thundercat Technology, Techvista, Veripark, Arena Analytics, Carahsoft, ThinkInnovation and many more.
- **Agencies** are media, creative and PR companies trained to co-sell our Unified-CXM platform and its benefits: Publicis Group, Omnicom Group, Havas, Golin, Dentsu, Fleishman Hillard, IPG and WPP.
- **Technology and Cloud partners** are go-to-market partners that help brands connect Sprinklr to third-party software systems to enhance crucial business processes: Adobe, AWS, Microsoft, Oracle, Salesforce, SAP, ServiceNow and Google.
- **Social Channel Partners** work with Sprinklr to help centralize marketing, advertising, research, customer service, engagement and sales in a single, unified platform: Twitter, Facebook, Instagram, WhatsApp, LinkedIn, Pinterest and many others.

## Services

We believe that technology, no matter how powerful or well designed, is only as good as the people and processes that complement it. Our foremost goal through our suite of professional services is to ensure that customers consistently find a return on investment and reach new levels of success as a business. We apply the right mix of advisory and hands-on support across people and process optimization to make sure that customers are successful in their digital transformation journey.

Through our Implementation, Training and always-on Managed Services, we ensure that our customers realize value from Day 1 and throughout the Sprinklr journey. Our global, certified implementation consultants design, configure, educate and empower customers. Our teams provide a mix of virtual and instructor-led sessions to enable customers to become platform champions, while our Managed Services consultants are the long-term partners who help provide continuous platform optimization, consultancy and coaching to ensure that customers maximize the benefits of Sprinklr.

## Customer Success

At Sprinklr, realizing value for our customers is at the heart of everything we do. Our Customer Success team is a critical partner in achieving our customers' business outcomes through Sprinklr. Sprinklr Customer Success has a formal and value-based delivery system that includes, among other processes:

- The **Day 0 Meeting** is designed to confirm the value the key customer stakeholders are looking to achieve as the account transitions from the pre-sales to the post sales motion. The meeting confirms the use cases that support the value, the metrics associated to those use cases, and locks in commitment from the stakeholders on the deployment and the customer's Success Engagement Process.
- The **VRCI (Value Realization Check In)** is designed to be a regular touch base, bi-weekly or as appropriate, in which we, collaboratively, identify and coordinate issue resolution; measure value realized to date through embedded use-case-based, value realization dashboards; and continually align the Sprinklr platform with our customers' desired business outcomes and priorities.
- The **EBR (Executive Business Review)** is designed to be a more strategic meeting with executive representation on both sides, where alignment is discussed, along with a roadmap, and corporate and strategic objectives. These are done at an appropriate cadence to ensure that at no point is there a question as to the business value Sprinklr is bringing. We collaboratively work with our customers to ensure that targets are hit and recommendations are discussed on how to excel, based on best practices and industry expertise.

- The **CHI (Customer Happiness Index)** is a core internal metric for success at Sprinklr. Much like our Employee Happiness Index and Product Happiness Index, we continuously survey and monitor a simple metric of customer happiness on a scale of 1-10. This informal survey serves as an opportunity for continued engagement with our customers, but not a formal measure of our ongoing performance.
- The **CDAP (Customer Delight Assurance Program)** applies when our strategic customers' CHI falls, or consumption begins to trend downward. Through this process we have an executive review, escalate support and provide product focus to ensure customer retention and satisfaction.

## Competition

The CXM industry is rapidly developing, fragmented and competitive. We believe that we are the only platform that completely addresses the complex Unified-CXM needs of enterprise-scale organizations. Certain components of our platform, however, compete in various segments of the overall experience management market. Our current and potential competitors offer or may develop consumer-grade point solutions in the following areas:

- experience management solutions, including social media management solutions;
- home-grown solutions and tools;
- adjacent CXM solutions such as social messaging;
- customer service, contact center and support solutions;
- traditional marketing, advertising and consulting firms; and
- CRM and ERP solutions.

We expect competition as industry trends continue to favor the adoption of modern channels and the digital transformation of CXM. The key differentiators for Unified-CXM offerings include:

- product features, quality, functionality and design;
- scalable, flexible and open architecture;
- supports integrations of any customer system or industry solution;
- AI capabilities;
- strength of product vision and rapid innovation;
- strong ecosystem of third-party integrations;
- accessibility across several devices, operating systems and applications;
- ease of use;
- overall platform experience;
- governance, security and privacy;
- return on investment and scalable pricing;
- corporate reputation and awareness of our brand;
- strength of sales and marketing efforts;
- proven track record of execution and business value realization at enterprise scale; and
- strength of post-sale support and customer success.

We believe that we compete favorably with respect to all these factors. We expect that we will develop and introduce, or acquire, applications serving customer-facing and other front office functions. However, we realize that many competitors may have competitive advantages over us, including greater brand recognition and name, longer operating histories, greater market penetration in adjacent industries, larger and more established customer bases, larger sales forces and marketing budgets, and access to significantly greater financial, human, technical and other resources. Due to the rapid pace of development of our market, it is possible that new entrants with competitive solutions and substantial resources could introduce new products and services that disrupt our market and more acutely meet the needs of our customers and prospective customers. The market in which we participate is new and rapidly evolving, and if we do not compete effectively, our results of operations and financial condition could be harmed.

### **Intellectual Property**

We believe that our intellectual property rights are valuable and important to our business. We rely on trademarks, patents, copyrights, trade secrets, license agreements, intellectual property assignment agreements, confidentiality procedures, non-disclosure agreements and invention assignment agreements to establish and protect our intellectual property and proprietary rights. We seek to protect our intellectual property and proprietary rights, including our proprietary technology, software, know-how and brand, by relying on a combination of federal, state and common law rights in the United States and other jurisdictions, as well as on contractual measures. However, these laws, agreements and procedures provide only limited protection. Though we rely in part upon these legal and contractual protections, we believe that factors such as the skills and ingenuity of our employees and the functionality and frequent enhancements to our platform and solutions are larger contributors to our success in the marketplace.

As of January 31, 2023, we owned 36 issued U.S. patents and 11 pending or provisional U.S. patent applications. These patents and patent applications seek to protect our proprietary inventions relevant to our business.

We have an ongoing trademark and service mark registration program pursuant to which we register our brand names and solution names, taglines and logos in the United States and certain other jurisdictions to the extent we determine appropriate and cost-effective. We also have common law rights in certain unregistered trademarks that were established over years of use. In addition, we have registered domain names for websites that we use in our business, such as Sprinklr.com and similar variations. We have also registered “Sprinklr” as a trademark in the United States and various foreign jurisdictions.

Despite our efforts to protect our intellectual property and proprietary rights, we cannot be certain that the steps we have taken will be sufficient or effective to prevent unauthorized parties from obtaining, copying, accessing, using or reverse engineering our software, technology and other proprietary information. For more information regarding the risks relating to intellectual property, see “Risk Factors—Risks Related to Our Intellectual Property.”

### **Regulatory Matters**

We are subject to a variety of laws, rules and regulations in the United States and internationally, including laws regarding data privacy, protection, security, retention, consumer protection, accessibility, sending and storing of electronic messages (and related traffic data where applicable), intellectual property, human resource services, employment and labor laws, workplace safety, consumer protection laws, anti-bribery and anti-corruption laws, import and export controls, immigration laws, federal securities laws and tax regulations, all of which are continuously evolving and developing. The manner in which existing laws and regulations are applied to SaaS businesses, whether they apply to us at all, and how they may relate to our business in particular, both in the United States and internationally, often are unclear. For example, we sometimes cannot be certain which laws will be deemed applicable to us given the global nature of our business and the nature of our services and operations, including with respect to such topics as data privacy, security and protection, pricing, advertising, taxation, content regulation and intellectual property ownership and infringement.

In addition, regulatory authorities around the world have implemented or are considering implementing a number of legislative and regulatory proposals concerning privacy, spam, data storage, data protection, data collection, content regulation, cybersecurity, government access to personal data and private data, and other matters that may be applicable to our business. More countries are enacting and enforcing laws related to the appropriateness of content and enforcing those and other laws by blocking access to services that are found to be out of compliance. It is also likely that as our business grows and evolves, as an increasing portion of our business shifts to mobile, and as our solutions are used in a greater number of countries and by additional groups, we will become subject to laws and regulations in additional jurisdictions. For additional information, see “Risk Factors—Risks Related to Litigation, Regulatory Compliance and Government Matters” and “ —Risks Related to Privacy, Information Technology and Cybersecurity.”

## Human Capital Management

As of January 31, 2023, we had 3,511 employees. Of these employees, 806 are based in the United States and 2,705 are based internationally, including 1,908 in India. We have a significant percentage of our development talent based in India and have had a very strong presence in India for the last decade. We believe that this is a competitive advantage for us, as we have access to a strong and deep bench of talent at a significant cost advantage to comparable talent elsewhere in the world. None of our employees are represented by a labor union or covered by a collective bargaining agreement. We believe that our employee relations are good and we have not experienced any work stoppages.

### *Our Culture*

Building a culture where everyone is happier and can thrive personally and professionally at Sprinklr is the cornerstone of our philosophy.

We create an environment of happier employees by building a values-based culture with rich communications, manager and employee action planning, competitive total rewards, and a culture where all employees feel like they belong and are valued. We recruit, retain and invest in the development of the best talent in the world.

A strong culture is a barometer of business success and we have developed a deliberate culture based on our roadmap that we have named “The Sprinklr Way” — our way of working, living and being. All employees are introduced to The Sprinklr Way by our CEO on their first day of orientation, known as our “Splash” session. The Sprinklr Way provides the framework for leadership, behaviors and values, and is comprised of our cultural aspiration; core beliefs; core values; leadership expectations and operating principles.

In addition to the Sprinklr Way, the company invests and focuses on the following initiatives that build trust and happiness across all regions:

- **Employee Delight Assurance Program (EDAP):** EDAP is part of our company operating rhythm and consists of the following three components: employee happiness index, goals planning process and Learn2Grow plans. The documented EDAP process has driven increased operational effectiveness, provided clearer understanding of accountabilities, and driven quarter-over-quarter improvements in employee happiness. These metrics used as part of EDAP serve as an opportunity for continued engagement with our employees, but not a formal measure to evaluate employee compensation.
- **We Belong:** At Sprinklr, our goal is to ensure that all employees feel like they belong and are operating in a judgment-free zone regardless of gender, race, ethnicity, age, and lifestyle preference, among others. We value and celebrate our sense of belonging and fervently believe that every employee matters, and should be respected, listened to, and have opportunities to contribute to the magic of Sprinklr. We have taken action to support social justice and deliver training in diversity, inclusion and unconscious bias. “We Care” teams around the world encourage inclusivity and serve as resource groups for our employees. Approximately 31.5% of our employees are women, and women represent approximately 13.5% of our leadership team (vice president and above) and 25.0% of our board of directors. In addition, approximately 85% of our U.S. employees have chosen to voluntarily disclose their race and/or ethnicity to us, of which approximately 24.0% are racially or ethnically diverse. In fiscal year 2023, approximately 95% of our U.S. new hires chose to voluntarily disclose their race and/or ethnicity to us, of which approximately 23.0% were racially or ethnically diverse.
- **Recognition:** Our peer recognition program allows all employees to recognize a colleague for living one or more aspects of The Sprinklr Way anytime they see the right behaviors in action. Hundreds of recognitions have been awarded around the world for everything from collaboration, to living our core values.
- **Wellbeing:** Our comprehensive Wellbeing program is another way we invest in our employees, designed to keep our employees rejuvenated and happy throughout their career journey at Sprinklr. A special certification program advances their proficiency in important areas like mindfulness and relaxation. Our interactive Wellbeing platform offers captivating opportunities to participate in a range of healthy eating, mental, financial and physical challenges — all on the way to each of us becoming our healthiest self.

- **Giving Back:** Our employees around the world have a deep and passionate sense of community and give back in extraordinary ways. Our giving initiatives — under the umbrella of “Sprinklr Cares” — sponsor relief efforts around the world and give employees the opportunity to contribute to their personal causes. Among other benefits, Sprinklr Cares enables charitable donations when employees recruit new talent and allows for organized volunteer opportunities. Our 24-4-Others program awards employees a day away from the office to give their time and expertise to meaningful organizations and to help those less fortunate.

#### *Compensation and Benefits*

We consider a number of measures and objectives in managing our human capital assets, including, among others, employee engagement, development, and training, talent acquisition and retention, employee safety and wellness, diversity and inclusion, and compensation and pay equity. We provide our employees with salaries and bonuses intended to be competitive for our industry and geographic locations, opportunities for equity ownership, development programs that enable continued learning and growth and a robust benefits package to promote well-being across all aspects of their lives, including health care, retirement planning and paid time off. In addition, we have conducted employee surveys to gauge employee engagement and identify areas of future focus for our human capital practices and benefits offerings.

#### **Corporate Information**

We were incorporated in Delaware in August 2011. Our principal executive offices are located at 29 West 35th Street, New York, New York 10001, and our telephone number is (917) 933-7800. Our website address is [www.sprinklr.com](http://www.sprinklr.com). Information contained on, or that can be accessed through, our website is not incorporated by reference into this Form 10-K, and you should not consider information on our website to be part of this Form 10-K.

#### **Available Information**

Our Form 10-K, Quarterly Reports on Form 10-Q, Current Reports on Form 8-K, and any amendment to these reports are filed with the SEC. Such reports and other information filed by us with the SEC are available free of charge on our website at [www.sprinklr.com](http://www.sprinklr.com) when such reports are available on the SEC’s website. The SEC maintains an internet site that contains reports, proxy and information statements and other information regarding issuers that file electronically with the SEC at [www.sec.gov](http://www.sec.gov). The information contained on the websites referenced in this Form 10-K is not incorporated by reference into this filing. Further, our references to website URLs are intended to be inactive textual references only.



## Item 1A. Risk Factors

*Our operations and financial results are subject to various risks and uncertainties, including those described below. You should consider and read carefully all of the risks and uncertainties described below, together with all of the other information contained in this Form 10-K, including the section titled "Management's Discussion and Analysis of Financial Condition and Results of Operations" and our condensed consolidated financial statements and the related notes. The occurrence of any of the following risks or additional risks and uncertainties not presently known to us or that we currently believe to be immaterial could materially and adversely affect our business, financial condition or results of operations. In such case, the trading price of our Class A common stock could decline and stockholders may lose all or part of their investment.*

### Summary of Selected Risk Factors Associated with Our Business

The following is only a summary of the principal risks associated with an investment in our Class A common stock. Material risks that may adversely affect our business, financial condition or results of operations include, but are not limited to, the following:

- Our recent rapid growth may not be indicative of our future growth. Our rapid growth also makes it difficult to evaluate our future prospects and may increase the risk that we will not be successful.
- We have incurred significant net losses in recent years, we may incur losses in the future and we may not be able to generate sufficient revenue to achieve and maintain profitability.
- If we fail to effectively manage our growth and organizational change, our business and results of operations could be harmed.
- We derive, have derived and expect to continue to derive the substantial majority of our revenue from subscriptions to our Unified Customer Experience Management ("Unified-CXM") platform. Any failure of our Unified-CXM platform to satisfy customer demands, achieve increased market acceptance or adapt to changing market dynamics would adversely affect our business, results of operations, financial condition and growth prospects.
- The market for Unified-CXM solutions is new and rapidly evolving, and if this market develops more slowly than we expect or declines, or develops in a way that we do not expect, our business could be adversely affected.
- If we are unable to attract new customers in a manner that is cost-effective and assures customer success, then our business, results of operations and financial condition would be adversely affected.
- Our business depends on our customers renewing their subscriptions and on us expanding our sales to existing customers. Any decline in our customer renewals or expansion would harm our business, results of operations and financial condition.
- If we or our third-party service providers experience a cybersecurity breach or other security incident or unauthorized parties otherwise obtain access to our customers' data, our data or our Unified-CXM platform, our Unified-CXM platform may be perceived as not being secure, our reputation may be harmed, demand for our Unified-CXM platform may be reduced and we may incur significant liabilities.
- The market in which we participate is new and rapidly evolving, and if we do not compete effectively, our results of operations and financial condition could be harmed.
- Our business and growth depend in part on the success of our strategic relationships with third parties, as well as on the continued availability and quality of feedback data from third parties over whom we do not have control.
- Certain of our results of operations and financial metrics may be difficult to predict.
- Unstable market and economic conditions may have serious adverse consequences on our business, financial conditions and share price.
- Any failure to obtain, maintain, protect, defend or enforce our intellectual property rights could impair our ability to protect our proprietary technology and our brand and adversely affect our business, financial condition and results of operations.
- We are subject to stringent and changing obligations related to data privacy and security. Our actual or perceived failure to comply with such obligations could lead to regulatory investigations or actions; litigation; fines and penalties; disruptions of our business operations; reputational harm; loss of revenue or profits; loss of customers or sales; and other adverse business consequences.

- We have identified a material weakness in our internal control over financial reporting. If we are unable to remediate this material weakness, or if other control deficiencies are identified, we may not be able to accurately or timely report our financial condition or results of operations, which may adversely affect our ability to operate our business and investors' views of us and, as a result, the value of our Class A common stock.
- Our stock price may be volatile, and the value of our Class A common stock may decline.
- Our directors, executive officers and holders of 5% or more of our Class B common stock are able to exert significant control over us, which limits your ability to influence the outcome of important transactions, including a change of control.

#### **Risks Related to Our Growth and Capital Requirements**

***Our recent rapid growth may not be indicative of our future growth. Our rapid growth also makes it difficult to evaluate our future prospects and may increase the risk that we will not be successful.***

Our revenue was \$618.2 million, \$492.4 million and \$386.9 million for the years ended January 31, 2023, 2022 and 2021, respectively. You should not rely on the revenue growth of any prior quarterly or annual period as an indication of our future performance. Even if our revenue continues to increase, our revenue growth rate may decline in the future as a result of a variety of factors, including the maturation of our business. Overall growth of our revenue depends on a number of factors, including our ability to:

- price our products effectively so that we are able to attract new customers and expand sales to our existing customers;
- expand the functionality and use cases for the products we offer on our Unified-CXM platform;
- provide our customers with support that meets their needs;
- continue to introduce our products to new markets outside of the United States;
- successfully identify and acquire or invest in businesses, products or technologies that we believe could complement or expand our Unified-CXM platform; and
- increase awareness of our brand on a global basis and successfully compete with other companies.

We may not successfully accomplish any of these objectives, and, as a result, it is difficult for us to forecast our future results of operations. If the assumptions that we use to plan our business are incorrect or change in reaction to changes in the markets in which we operate, or if we are unable to maintain consistent revenue or revenue growth, our stock price could be volatile, and it may be difficult to achieve and maintain profitability. You should not rely on our revenue for any prior quarterly or annual periods as an indication of our future revenue or revenue growth.

***We have incurred significant net losses in recent years, we may incur losses in the future and we may not be able to generate sufficient revenue to achieve and maintain profitability.***

We have incurred significant net losses in recent years, including net losses of \$55.7 million, \$111.5 million and \$38.6 million for the years ended January 31, 2023, 2022 and 2021, respectively. We had an accumulated deficit of \$496.6 million and \$441.6 million as of January 31, 2023 and 2022, respectively. We expect that our costs will increase over time and our losses may continue, as we expect to invest significant additional funds in our business and incur costs relating to operating as a public company. To date, we have financed our operations principally through subscription payments by customers for use of our Unified-CXM platform and equity and debt financings. We have expended and expect to continue to expend substantial financial and other resources on:

- our Unified-CXM platform, including investing in our research and development team, developing or acquiring new products, features and functionality and improving the scalability, availability and security of our Unified-CXM platform;
- our technology infrastructure, including expansion of our activities with public cloud service providers, enhancements to our network operations and infrastructure design, and hiring of additional employees for our operations team;
- sales and marketing, including expansion of our direct sales organization and marketing efforts; and
- additional international expansion in an effort to increase our customer base and sales.

These investments may be more costly than we expect and may not result in increased revenue or growth in our business. Any failure to increase our revenue sufficiently to keep pace with our investments and other expenses could prevent us from achieving and maintaining profitability or positive cash flow on a consistent basis. If we are unable to successfully address these risks and challenges as we encounter them, our business, results of operations and financial condition would be adversely affected. In the event that we fail to achieve or maintain profitability, the value of our Class A common stock could decline.

***If we fail to effectively manage our growth and organizational change, our business and results of operations could be harmed.***

We have experienced, and may continue to experience, rapid growth and organizational change, which has placed, and may continue to place, significant demands on our management, operational and financial resources. In addition, we operate globally, sell subscriptions in more than 70 countries, and have established subsidiaries in Australia, Brazil, Canada, China, Denmark, Dubai, France, Germany, India, Italy, Japan, Netherlands, Singapore, South Korea, Spain, Sweden, Switzerland and the United Kingdom. We plan to continue to expand our international operations into other countries in the future, which will place additional demands on our resources and operations. We also have experienced significant growth in the number of enterprises, end users, transactions and amount of data that our Unified-CXM platform and our associated hosting infrastructure support. Our number of customers has grown from 1,166 as of January 31, 2022 to 1,428 as of January 31, 2023.

In addition, we have expanded and may attempt to further grow our business by selling our Unified-CXM platform to U.S. federal, state, and local, as well as foreign, governmental agency customers. Growing our business by increasing the number of governmental agency customers we service would subject us to a number of challenges and risks. Selling to such agencies can be highly competitive and time-consuming, often requiring significant upfront time and expenses without any assurance that these efforts will generate a sale. We may not satisfy certain government contracting requirements necessary to attain certification to sell our Unified-CXM platform to certain governmental agency customers. Such government contracting requirements may change and in doing so restrict our ability to sell into the government sector until we have attained the revised certification. Government demand and payment for our products are affected by public sector budgetary cycles and funding authorizations, with funding reductions or delays adversely affecting public sector demand for our products and services. Finally, sales of our Unified-CXM platform to governmental agency customers that are engaged in certain sensitive industries, including organizations whose products or activities are perceived to be harmful, could result in public criticism and reputational risks, which could engender dissatisfaction among potential customers, investors and employees with how we address political and social concerns in our business activities. If we are unable to grow our business by increasing the number of governmental agency customers we service, or if we fail to overcome the challenges and risks associated with selling to such entities, our business, results of operations and financial condition may be adversely affected.

Further, in order to successfully manage our growth, our organizational structure has become, and may continue to become, more complex. We may need to scale and adapt our operational, financial and management controls further, as well as our reporting systems and procedures to manage this complexity. This has required, and will continue to require, that we invest in and commit significant financial, operational and management resources to grow and change in these areas without undermining the corporate culture that has been critical to our growth so far. These investments require significant expenditures, and any investments we make occur in advance of the benefits from such investments, making it difficult to determine in a timely manner if we are efficiently allocating our resources. If we do not achieve the benefits anticipated from these investments, if the achievement of these benefits is delayed, or if we are unable to achieve a high level of efficiency as our organization grows in a manner that preserves the key aspects of our culture, our business, results of operations and financial condition may be adversely affected.

***Our revenue growth rate has fluctuated in prior periods and may decline again in the future.***

Our revenue growth rate has fluctuated in prior periods. We have previously experienced periods of revenue growth rate decline, and our revenue growth rate may decline again in future periods as the size of our customer base increases and as we achieve higher market penetration rates. In particular, we expect the growth rate of our subscription revenue to fluctuate from period to period, and, in the near term, subscription revenue growth rates may be lower compared to comparable periods in the prior fiscal year. Many factors also may contribute to declines in our revenue growth rate, including slowing demand for our Unified-CXM platform, increasing competition, a decrease in the growth of our overall market, our failure to continue to capitalize on growth opportunities and the maturation of our business, among others. You should not rely on the revenue growth of any prior quarterly or annual period as an indication of our future performance. If our revenue growth rate declines, investors' perceptions of our business and the trading price of our Class A common stock could be adversely affected.

***We may not be able to secure financing on favorable terms, or at all, to meet our future capital needs.***

We have funded our operations since inception primarily through subscription payments by our customers for use of our Unified-CXM platform and equity and debt financings, including credit facilities. We do not know when or if our operations will generate sufficient cash to fund our ongoing operations. In the future, we may require additional capital to respond to business opportunities, challenges, acquisitions, a decline in the level of subscriptions for our Unified-CXM platform or unforeseen circumstances.

We evaluate financing opportunities from time to time, and our ability to obtain financing will depend, among other things, on our operating performance and the condition of the capital markets at the time we seek financing. We may not be able to timely secure additional equity or debt financing on favorable terms, or at all. Weakness and volatility in the capital markets and the economy in general could limit our access to capital markets and increase our costs of borrowing. If we engage in any debt financing, the holders of debt would have priority over the holders of common stock. The holders of debt could impose restrictions on our business during the time the loan is outstanding, including restrictive covenants relating to financial and operational matters, which may make it more difficult for us to obtain additional capital and to pursue business opportunities, including potential acquisitions. The holders of debt would also likely obtain security interests on our assets enabling the debt holders to seize and take ownership or dispose of the property, whether tangible or intangible, in which they have a security interest if we default on repayment of the loan or any of the conditions associated with the loan. We also may be required to take other actions that would be in the interests of the debt holders and force us to maintain specified liquidity or other ratios, any of which could harm our business, results of operations and financial condition. We maintain a credit agreement with Silicon Valley Bank, most recently amended in January 2023 (the “SVB Credit Facility”). The SVB Credit Facility prohibits us from incurring additional indebtedness without prior written consent, among other conditions. On March 23, 2023, we provided notice to Silicon Valley Bank of our intent to terminate the SVB Credit Facility. If we raise additional funds through further issuances of equity, convertible debt securities or other securities convertible into equity, our existing stockholders could suffer significant dilution in their percentage ownership of our company, and any new equity securities we issue could have rights, preferences and privileges senior to those of holders of our common stock. If we are unable to obtain adequate financing or financing on terms satisfactory to us, when we require it, our ability to continue to grow or support our business and to respond to business challenges could be significantly limited, and our business, results of operations and financial condition could be adversely affected.

#### **Risks Related to Our Business and Industry**

***We derive, have derived and expect to continue to derive the substantial majority of our revenue from subscriptions to our Unified-CXM platform. Any failure of our Unified-CXM platform to satisfy customer demands, achieve increased market acceptance or adapt to changing market dynamics would adversely affect our business, results of operations, financial condition and growth prospects.***

We derive, have derived and expect to continue to derive the substantial majority of our revenue from subscriptions to our Unified-CXM platform. As such, the market acceptance of our Unified-CXM platform is critical to our success. Demand for our Unified-CXM platform is affected by a number of factors, many of which are beyond our control, including the extension of our Unified-CXM platform for new use cases, the timing of development and release of new products, features and functionality introduced by us or our competitors, technological change and the growth or contraction of the market in which we compete.

In addition, we expect that an increasing focus on customer satisfaction and the growth of various communications channels and new technologies will profoundly impact the market for Unified-CXM solutions. We believe that enterprises increasingly are looking for flexible solutions that bridge across traditionally separate systems for experience management, marketing automation and customer relationship management. If we are unable to meet this demand to manage customer experiences through flexible solutions designed to address a broad range of needs, or if we otherwise fail to achieve more widespread market acceptance of our Unified-CXM platform, our business, results of operations, financial condition and growth prospects may be adversely affected.

***The market for Unified-CXM solutions is new and rapidly evolving, and if this market develops more slowly than we expect or declines, or develops in a way that we do not expect, our business could be adversely affected.***

Because we generate, and expect to continue to generate, a large majority of our revenue from the sale of subscriptions to our Unified-CXM platform, we believe that our success and growth will depend to a substantial extent on the widespread acceptance and adoption of Unified-CXM solutions in general, and of our Unified-CXM platform in particular. The market for Unified-CXM solutions is new and rapidly evolving, and if this market fails to grow or grows more slowly than we currently anticipate, demand for our Unified-CXM platform could be adversely affected. The CXM market also is subject to rapidly changing user demand and trends. As a result, it is difficult to predict enterprise adoption rates and demand for our Unified-CXM platform, the future growth rate and size of our market or the impact of competitive solutions.

The expansion of the CXM market depends on a number of factors, including awareness of the Unified-CXM category generally, ease of adoption and use, cost, features, performance and overall platform experience, data security and privacy, interoperability and accessibility across devices, systems and platforms and perceived value. If Unified-CXM solutions do not continue to achieve market acceptance, or if there is a reduction in demand for Unified-CXM solutions for any reason, including a lack of category or use case awareness, technological challenges, weakening economic conditions, data security or privacy concerns, competing technologies and products or decreases in information technology spending, our business, results of operations and financial condition may be adversely affected.

***If we are unable to attract new customers in a manner that is cost-effective and assures customer success, then our business, results of operations and financial condition would be adversely affected.***

In order to grow our business, we must continue to attract new customers in a cost-effective manner and enable such customers to realize the benefits associated with our Unified-CXM platform. We may not be able to attract new customers to our Unified-CXM platform for a variety of reasons, including as a result of their use of traditional approaches to customer experience management, their internal timing or budget or the pricing of our Unified-CXM platform compared to products and services offered by our competitors. After a customer makes a purchasing decision, we often must also help them successfully implement our Unified-CXM platform in their organization, a process that can last several months.

Even if we do attract new customers, the cost of their acquisition or ongoing customer support may prove so high as to prevent us from achieving or sustaining profitability. We intend to continue to hire additional sales personnel, increase our marketing activities to help educate the market about the benefits of our Unified-CXM platform, grow our domestic and international operations and build brand awareness. If the costs of these sales and marketing efforts increase dramatically or if they do not result in the cost-effective acquisition of additional customers or substantial increases in revenue, our business, results of operations and financial condition may be adversely affected.

***Our business depends on our customers renewing their subscriptions and on us expanding our sales to existing customers. Any decline in our customer renewals or expansion would harm our business, results of operations and financial condition.***

In order for us to maintain or improve our results of operations, it is important that we maintain and expand our relationships with our customers and that our customers renew their subscriptions when the initial subscription term expires or otherwise expand their subscription program with us. Our customers are not obligated to, and may elect not to, renew their subscriptions on the same or similar terms after their existing subscriptions expire. Some of our customers have in the past elected, and may in the future elect, not to renew their agreements with us or otherwise reduce the scope of their subscriptions, and we do not have sufficient operating history with our business model and pricing strategy to accurately predict long-term customer renewal rates. In addition, the growth of our business depends in part on our customers expanding their use of our Unified-CXM platform, which can be difficult to predict.

Our customer renewal rates, as well as the rate at which our customers expand their use of our Unified-CXM platform, may decline or fluctuate as a result of a number of factors, including the customers' satisfaction with our Unified-CXM platform, defects or performance issues, our customer and product support, our prices, mergers and acquisitions affecting our customer base, the effects of global economic conditions, the entrance of new or competing technologies and the pricing of such competitive offerings or reductions in the enterprises' spending levels for any reason. If our customers do not renew their subscriptions, renew on less favorable terms or reduce the scope of their subscriptions, our revenue may decline and we may not realize improved results of operations from our customer base, and, as a result, our business and financial condition could be adversely affected.

***If we or our third-party service providers experience a cybersecurity breach or other security incident or unauthorized parties otherwise obtain access to our customers' data, our data or our Unified-CXM platform, our Unified-CXM platform may be perceived as not being secure, our reputation may be harmed, demand for our Unified-CXM platform may be reduced and we may incur significant liabilities.***

In the ordinary course of our business, we may collect, receive, store, process, generate, use, transfer, disclose, make accessible, protect, secure, dispose of, transmit, and share (commonly known as processing) proprietary and confidential data, including personal data, intellectual property, and trade secrets, of ours or our customers (collectively, confidential information). Use of our Unified-CXM platform also involves processing our customers' information, including personal data regarding their customers, or employees.

Cyberattacks, malicious internet-based activity, and online offline fraud and other similar activities threaten the confidentiality, integrity and availability of our confidential information, are prevalent and continue to increase in frequency, intensity and sophistication. Further, these threats are becoming increasingly difficult to detect and come from a variety of sources, including traditional computer "hackers," threat actors, "hacktivists," organized crime threat actors, personnel (such as through theft or misuse), sophisticated nation-states, and nation-state-supported actors.

Some actors now engage and are expected to continue to engage in cyber-attacks, including without limitation nation-state actors for geopolitical reasons and in conjunction with military conflicts and defense activities. During times of war and other major conflicts, we, the third parties upon which we rely, and our customers may be vulnerable to a heightened risk of these attacks, including retaliatory cyber-attacks, that could materially disrupt our systems and operations, supply chain, and ability to produce, sell and distribute our goods and services.

We and the third parties upon which we rely may be subject to a variety of evolving threats, including but not limited to social-engineering attacks (including through phishing attacks), malicious code (such as viruses and worms), malware (including as a result of advanced persistent threat intrusions), volumetric or application-level denial-of-service attacks, credential stuffing attacks, credential harvesting, personnel misconduct or error, ransomware attacks, supply-chain attacks, software bugs, server malfunctions, misconfiguration, software or hardware failures, loss of data or other information technology assets, adware, telecommunications failures, earthquakes, fires, floods, adverse weather events, man-made disasters and other similar threats. In particular, ransomware attacks, including by organized criminal threat actors, nation-states, and nation-state-supported actors, are prevalent and severe and can lead to significant interruptions in our operations, loss of data and income, reputational harm, and diversion of funds. Extortion payments may alleviate the negative impact of a ransomware attack, but we may be unwilling or unable to make such payments due to, for example, applicable laws or regulations prohibiting such payments. Furthermore, our services are critical to the internal processes of a large number of companies worldwide and, as a result, if our products are compromised, a significant number or, in some instances, all of our customers and their data could be simultaneously affected, which could cause serious disruption and harm. The potential liability and associated consequences we could suffer as a result of such a large-scale event could be significant. Our remote workforce poses increased risks to our information technology systems and data, as more of our employees utilize network connections, computers and devices outside our premises or network, including while working from home, while in transit and in public locations. Future or past business transactions (such as acquisitions or integrations) could expose us to additional cybersecurity risks and vulnerabilities, as our systems could be negatively affected by vulnerabilities present in acquired or integrated entities' systems and technologies. We may also discover security issues that were not identified during due diligence of such acquired or integrated entities, and it may be difficult to integrate other companies into our information technology environment and security program.

We rely upon third-party service providers and technologies to operate critical business systems to process confidential information in a variety of contexts, including, without limitation, third-party providers of cloud-based infrastructure, encryption and authentication technology, employee email, content delivery to customers, and other functions. While we require our third-party service providers who process confidential information on our behalf to meet certain security requirements and give contractual commitments to us regarding their data processing activities, our ability to monitor these third parties' information security practices is limited, and despite such assurance and commitments, these third parties may not have, or may not continue to have, adequate information security measures in place. If our third-party service providers experience a security incident or other interruption, we could experience adverse consequences. While we may be entitled to damages if our third-party service providers fail to satisfy their privacy or security-related obligations to us, any award may be insufficient to cover our damages, or we may be unable to recover such award. Moreover, supply-chain attacks have increased in frequency and severity, and we cannot guarantee that third parties and infrastructure in our supply chain or our third-party partners' supply chains have not been compromised or that they do not contain exploitable defects or bugs that could result in a breach of or disruption to our information technology systems (including our products and services) or the third-party information technology systems that support us and our services.

Any of the previously identified or similar threats could cause a security incident or other interruption that could result in unauthorized, unlawful, or accidental acquisition, modification, destruction, loss, alteration, encryption, disclosure of, or access to our confidential information. A security incident or other interruption could disrupt our ability (and that of third parties upon whom we rely) to provide our Unified-CXM platform and our services. We may expend significant resources or modify our business activities to try to protect against security incidents.

Our data privacy and security obligations under applicable laws and our customer agreements may require us to implement and maintain specific security measures, industry-standard or reasonable security measures to protect our information technology systems and confidential information.

We operate our products for the benefit of our customers who have documented responsibilities to maintain certain security controls, such as provisioning and deprovisioning users, in their respective environments without oversight or control by us. Our customers may weaken or incorrectly configure security controls provided by us to maintain the security of their environments, resulting in a loss of confidentiality or integrity of such customer's data or processes. Such an event also may result in a compromise to our information technology systems or a security incident public disclosures and negative publicity for us and such customer, which may have a negative impact on our ability to achieve our corporate goals and could adversely affect our business, reputation, results of operations and financial condition. Such an event may also result in a compromise to our information technology systems or a security incident. Additionally, the reliability and continuous availability of our platform is critical to our success. However, software such as ours can contain errors, defects, security vulnerabilities, or software bugs that are difficult to detect and correct, particularly when such vulnerabilities are first introduced or when new versions or enhancements of our platform are released. Additionally, even if we are able to develop a patch or other fix to address such vulnerabilities, such fix may be difficult to push out to our customers or otherwise be delayed.

While we have implemented security measures designed to protect against security incidents, there can be no assurance that these measures will be effective. We have in the past and may in the future be subject to attempted or successful cybersecurity attacks by third parties seeking unauthorized access to our or our customers' confidential information or to disrupt our ability to provide our Unified-CXM platform. Additionally, we have not always been able in the past and may be unable in the future to detect vulnerabilities in our information technology systems (including our products) because such vulnerabilities change frequently, are often sophisticated in nature, and may not be detected until after a security incident has occurred. Despite our efforts to identify and remediate vulnerabilities in our information technology systems (including our products), our efforts may not be successful. Further, we may experience delays in developing and deploying remedial measures designed to address any such identified vulnerabilities.

Applicable data privacy and security obligations may require us to notify relevant stakeholders of security incidents. Such notifications are costly, and the notifications or the failure to comply with such requirements could lead to adverse consequences. If we (or a third party upon whom we rely) experience a security incident or are perceived to have experienced a security incident, we may experience adverse consequences. These consequences may include: government enforcement actions (for example, investigations, fines, penalties, audits, and inspections); additional reporting requirements and/or oversight; restrictions on processing confidential information (including personal data); litigation (including class claims); indemnification obligations; negative publicity; reputational harm; monetary fund diversions; interruptions in our operations (including availability of data); financial loss; and other similar harms. Security incidents and attendant consequences may cause customers to stop using our Unified-CXM platform, deter new customers from using our Unified-CXM platform, and negatively impact our ability to grow and operate our business.

Our contracts may not contain limitations of liability, and even where they do, there can be no assurance that limitations of liability in our contracts are sufficient to protect us from liabilities, damages, or claims related to our data privacy and security obligations.

We cannot be sure that our insurance coverage will be adequate or sufficient to protect us from or to mitigate liabilities arising out of our privacy and security practices, that such coverage will continue to be available on commercially reasonable terms or at all, or that such coverage will pay future claims.

***We rely on third-party data centers and cloud computing providers, and any interruption or delay in service from these facilities could impair the delivery of our Unified-CXM platform and harm our business.***

We currently serve our customers from third-party data centers and cloud computing providers located around the world. Some of these facilities may be located in areas prone to natural disasters and may experience events such as earthquakes, floods, fires, severe weather events, power loss, computer or telecommunication failures, service outages or losses, and similar events. They also may be subject to break-ins, sabotage, intentional acts of vandalism and similar misconduct or cybersecurity issues, human error, terrorism, improper operation, unauthorized entry and data loss. In the event of significant physical damage to one of these data centers, it may take a significant period of time to achieve full resumption of our services, and our disaster recovery planning may not account for all eventualities. We also may incur significant costs for using alternative equipment or taking other actions in preparation for, or in reaction to, events that damage the data centers that we use. Although we carry business interruption insurance, it may not be sufficient to compensate us for the potentially significant losses, including the potential harm to the future growth of our business that may result from interruptions in our services or products.

As we grow and continue to add new third-party data centers and cloud computing providers and expand the capacity of our existing third-party data centers and cloud computing providers, we may move or transfer our data and our customers' data. Despite precautions taken during this process, any unsuccessful data transfers may impair the delivery of our Unified-CXM platform. Any damage to, or failure of, our systems, or those of our third-party data centers or cloud computing providers or the systems of a customer that hosts our software in their private cloud, could result in interruptions on our Unified-CXM platform or damage to, or loss or compromise of, our data and our customers' data, including personal data. Any impairment of our or our customers' data or interruptions in the functioning of our Unified-CXM platform, whether due to damage to, or failure of, third-party data centers, cloud computing providers or the cloud computing providers of our customers or unsuccessful data transfers, may reduce our revenue, result in significant fines, cause us to issue credits or pay penalties, subject us to claims for indemnification and other claims, litigation or disputes, result in regulatory investigations or other inquiries, cause our customers to terminate their subscriptions and adversely affect our reputation, renewal rates and our ability to attract new customers. Our business will also be harmed if our existing and potential customers believe that our Unified-CXM platform is unreliable or not secure.

Further, our leases and other agreements with data center and cloud computing providers expire at various times, and the owners of our data center facilities and cloud computing providers have no obligation to renew their agreements with us on commercially reasonable terms, or at all. Additionally, certain of our data center and cloud computing provider agreements may be terminable for convenience by the counterparty. If services are interrupted at any of these facilities or providers, such agreements are terminated, or we are unable to renew these agreements on commercially reasonable terms or at all, or if one of our data center or cloud computing providers is acquired or encounters financial difficulties, including bankruptcy, we may be required to transfer our servers and other infrastructure to new data centers and cloud computing providers, and we may incur significant costs and possible service interruptions in connection with doing so. In addition, if we do not accurately plan for our data center and cloud computing capacity requirements and we experience significant strains on our data center and cloud computing capacity, we may experience delays and additional expenses in arranging new data center and cloud computing arrangements, and our customers could experience service outages that may subject us to financial liabilities, result in customer losses and dissatisfaction, and materially adversely affect our business, operating results and financial condition.

***The market in which we participate is new and rapidly evolving, and if we do not compete effectively, our results of operations and financial condition could be harmed.***

The market for Unified-CXM solutions is fragmented, rapidly evolving and highly competitive. Our competitors may be able to respond more quickly and effectively than we can to new or changing opportunities, technologies, standards or enterprise requirements. With the introduction of new technologies, the evolution of our Unified-CXM platform and new market entrants, we expect competition to intensify in the future. Pricing pressures and increased competition generally could result in reduced sales, reduced margins, losses or the failure of our Unified-CXM platform to achieve or maintain more widespread market acceptance, any one of which could harm our business.

Our competitors vary in size and in the breadth and scope of the products and services they offer. While we do not believe that any of our competitors currently offer a full suite of Unified-CXM solutions that competes across the breadth of our Unified-CXM platform, certain features of our Unified-CXM platform compete in particular segments of the overall Unified-CXM category. Our main competitors include, among others, experience management solutions, including solution media solutions, home-grown solutions and tools, adjacent Unified-CXM solutions, such as social messaging, customer service and support solutions, traditional marketing, advertising and consulting firms and customer relationship management and enterprise resource planning solutions. Further, other established SaaS providers and other technology companies not currently focused on Unified-CXM may expand their services to compete with us.

Many of our current and potential competitors benefit from competitive advantages over us, including:

- greater name and brand recognition;
- longer operating histories;
- deeper product development expertise;
- greater market penetration;
- larger and more established customer bases and relationships;
- larger sales forces and more established networks;
- larger marketing budgets; and
- access to significantly greater financial, human, technical and other resources.



Some of our competitors may be able to offer products or functionality similar to ours at a more attractive price than we can or do, including by integrating or bundling such products with their other product offerings. Additionally, some potential customers, particularly large organizations, have elected, and may in the future elect, to develop their own internal Unified-CXM solutions. Acquisitions, partnerships and consolidation in our industry may provide our competitors even more resources or may increase the likelihood of our competitors offering bundled or integrated products that we may not be able to effectively compete against. In particular, as we rely on the availability and accuracy of various forms of customer feedback and input data, the acquisition of any such data providers or sources by our competitors could affect our ability to continue accessing such data. Furthermore, we also are subject to the risk of future disruptive technologies. If new technologies emerge that are able to collect and process experience data, or otherwise develop Unified-CXM solutions at lower prices, more efficiently, more conveniently or with functionality and features enterprises prefer to ours, such technologies could adversely impact our ability to compete. If we are not able to compete successfully against our current and future competitors, our business, results of operations and financial condition may be adversely affected.

***If we are not able to effectively develop platform enhancements, introduce new products or keep pace with technological developments, our business, results of operations and financial condition could be adversely affected.***

Our future success will depend on our ability to adapt and innovate. To attract new customers and increase revenue from our existing customers, we will need to enhance and improve our existing platform and introduce new products, features and functionality. Enhancements and new products that we develop may not be introduced in a timely or cost-effective manner, may contain errors or defects and may have interoperability difficulties with our Unified-CXM platform or other products. We have in the past experienced delays in our internally planned release dates of new products, features and functionality, and there can be no assurance that these developments will be released according to schedule. We also have invested, and may continue to invest, in the acquisition of complementary businesses and technologies that we believe will enhance our Unified-CXM platform. However, we may not be able to integrate these acquisitions successfully or achieve the expected benefits of such acquisitions. If we are unable to successfully develop, acquire or integrate new products, features and functionality or enhance our existing platform to meet the needs of our existing or potential customers in a timely and effective manner, or if a customer is not satisfied with the quality of work performed by us or with the technical support services rendered, we could incur additional costs to address the situation, and our business, results of operations and financial condition could be adversely affected.

Artificial intelligence serves a key role in many of our services. As with many technological innovations, artificial intelligence presents risks and challenges that could affect its adoption, and therefore our business. Artificial intelligence presents emerging ethical issues and if we enable or offer solutions that draw controversy due to their perceived or actual impact on society, we may experience brand or reputational harm, competitive harm or legal liability. Potential government regulation in the space of artificial intelligence ethics also may increase the burden and cost of research and development in this area, subjecting us to brand or reputational harm, competitive harm or legal liability. Failure to address artificial intelligence ethics issues by us or others in our industry could undermine public confidence in artificial intelligence and slow adoption of artificial intelligence in our products and services.

In addition, because our Unified-CXM platform is designed to operate on a variety of networks, applications, systems and devices, we will need to continually modify and enhance our Unified-CXM platform to keep pace with technological advancements in such networks, applications, systems and devices. If we are unable to respond in a timely, user-friendly and cost-effective manner to these rapid technological developments, our Unified-CXM platform may become less marketable and less competitive or obsolete, and our business, results of operations and financial condition may be adversely affected.

***Our business depends on our ability to develop and maintain successful relationships with partners who provide access to data that enhances our Unified-CXM platform's artificial intelligence capabilities, and any failure to do so may adversely affect our results of operations and financial condition.***

Our business depends on the continued availability of data provided by our data partners, which is central to our value proposition and the viability of our services. We are dependent upon our ability to obtain necessary data licenses on commercially reasonable terms. This is especially the case when our partners' offerings are integrated with our products and services, or where their offerings are difficult to substitute or replace. We anticipate that we will continue to enter into these kinds of licensing arrangements in the future. It is possible, however, that licenses we desire will not be available to us on commercially reasonable terms or at all. If any of our key data partnerships or data partners fail, lapse, terminate, are not renewed or are interrupted, or we otherwise lose key licenses or are unable to enter into new licenses that we deem important, our business, results of operations and financial condition may be adversely affected.

Our ability to serve particular customers is also enhanced when such customers upload their own first-party data. Our operation of our Unified-CXM platform and access to data could be negatively affected if, due to legal, contractual, privacy, market optics, competition or other economic concerns, third parties cease entering into data integration agreements with us or customers cease uploading their data to our Unified-CXM platform. Additionally, we could terminate relationships with our data suppliers if they fail to adhere to our data quality and privacy standards. Additionally, if we fail to comply with any of the obligations under our license agreements, we may be required to pay damages and the applicable licensor may have the right to terminate the license. Termination by our licensors would cause us to lose valuable rights and could prevent us from selling our products and services or inhibit our ability to commercialize future products and services. In addition, the agreements under which we license data or technology from third parties are generally complex, and certain provisions in such agreements may be susceptible to multiple interpretations. The resolution of any contract interpretation disagreement that may arise could narrow what we believe to be the scope of our rights to the relevant intellectual property or technology, or increase what we believe to be our financial or other obligations under the relevant agreement. If we were to lose access to significant amounts of the data that enables our people-based framework, our ability to provide products and services to our customers could be materially and adversely impacted, which could be materially adverse to our business, operating results and financial condition. If we were to lose access to significant amounts of the data that enables our people-based framework, our ability to provide products and services to our customers could be materially and adversely impacted, which could be materially adverse to our business, operating results and financial condition.

***Our business and growth depend in part on the success of our strategic relationships with third parties, as well as on the continued availability and quality of feedback data from third parties over whom we do not have control.***

We depend on, and anticipate that we will continue to depend on, various third-party relationships in order to sustain and grow our business, including technology companies whose products integrate with ours. Failure of any of these technology companies to maintain, support or secure their technology platforms in general, and our integrations in particular, or errors or defects in their technologies or products, could adversely affect our relationships with our customers, damage our brand and reputation and result in delays or difficulties in our ability to provide our Unified-CXM platform. We also rely on the availability and accuracy of various forms of client feedback and input data, including data solicited via survey or based on data sources across modern channels, and any changes in the availability or accuracy of such data could adversely impact our business and results of operations and harm our reputation and brand. In some cases, we rely on negotiated agreements with social media networks and other data providers. These negotiated agreements may provide increased access to application programming interfaces (“APIs”) and data that allow us to provide a more comprehensive solution for our customers. These agreements are subject to termination in certain circumstances, and there can be no assurance that we will be able to renew those agreements or that the terms of any such renewal, including pricing and levels of service, will be favorable. We cannot accurately predict the potential impact of the termination of any of our agreements with social media networks and other data providers, including the impact on our access to the related APIs. There can be no assurance that following any such termination we would be able to maintain the current level of functionality of our platform in such circumstances, as a result of more limited access to APIs or otherwise, which could adversely affect our results of operations. In addition, there can be no assurance that we will not be required to enter into new negotiated agreements with data providers in the future to maintain or enhance the level of functionality of our platform, or that the terms and conditions of such agreements, including pricing and levels of service, will not be less favorable, which could adversely affect our results of operations. In particular, Twitter provides us with certain data that supports our Unified-CXM platform pursuant to an agreement that expires on February 28, 2025. If our agreement with Twitter expires, is not renewed on the same or similar terms or at all, or if it is terminated due to the failure or unwillingness of either party to perform its obligations thereunder, we may not be able to provide the same level of Unified-CXM insights to our customers and our business, results of operations and financial condition may be materially and adversely affected.

Identifying, negotiating and documenting relationships with strategic third parties such as systems integrators, implementation, software and technology and consulting partners, servicing subcontractors and data providers requires significant time and resources. Furthermore, integrating third-party technology is complex, costly and time-consuming and increases the risk of defects or errors on our Unified-CXM platform and our Unified-CXM platform’s functionality. Our agreements with technology partners, implementation providers, servicing subcontractors and data providers are typically limited in duration, non-exclusive and do not prohibit our partners from working with our competitors or from offering competing services. Our competitors may be effective in providing incentives to third parties to favor their solutions or to prevent or reduce subscriptions to our Unified-CXM platform.

We rely on our ecosystem of partners to support our cost structure. If we are unsuccessful in establishing or maintaining our relationships with these strategic third parties, our ability to compete in the marketplace or to grow our revenue could be impaired and our results of operations would suffer. Even if we are successful in establishing and maintaining these relationships, we cannot assure you that they will result in improved results of operations.

***We depend and rely upon SaaS technologies from third parties to operate our business, and interruptions or performance problems with these technologies may adversely affect our business and results of operations.***

We rely heavily on hosted SaaS applications from third parties in order to operate critical functions of our business, including billing and order management, financial accounting services, enterprise resource planning, customer relationship management, human resources management and customer support. If these services become unavailable or lose certain functionalities that we depend on, due to extended outages, interruptions, disruptions, errors or defects, acquisitions or integration into other solutions or because they are no longer available on commercially reasonable terms or at all, our expenses could increase, our ability to manage finances could be interrupted and our processes for managing sales of our Unified-CXM platform and supporting our customers could be impaired until equivalent services, if available, are identified, obtained and implemented, all of which could adversely affect our business.

***Any failure to offer high-quality customer service and support may adversely affect our relationships with our existing and prospective customers, and, in turn, our business, results of operations and financial condition.***

In implementing and using our Unified-CXM platform, our customers depend on our customer service and support, including premium support offerings, which in some cases may be provided by third-party partners, to resolve complex technical and operational issues in a timely manner. We, or our partners, may be unable to respond quickly enough to accommodate short-term increases in demand for customer or product support. We also may be unable to modify the nature, scope and delivery of our professional services or customer and product support to compete with changes in solutions provided by our competitors. Increased customer demand for support, without corresponding revenue, could increase costs and adversely affect our results of operations and financial condition. Our sales are highly dependent on our reputation and on positive recommendations from our existing customers. Any failure to maintain high-quality customer or product support, or a market perception that we do not maintain high-quality enterprise or product support, could adversely affect our reputation, our ability to sell our Unified-CXM platform, and, in turn, our business, results of operations and financial condition.

***The majority of our customer base consists of large enterprises, and we currently generate a significant portion of our revenue from a relatively small number of enterprises, the loss of any of which could harm our business, results of operations and financial condition.***

Our top 10 customers accounted for 14% and 14% of our subscription revenue in fiscal years ended January 31, 2023 and 2022, respectively. The majority of our customer base consists of large enterprises, many of which have high subscription amounts to our Unified-CXM platform. For all periods presented, we have relied on sales of our Unified-CXM platform to large enterprises for a significant majority of our revenue. Accordingly, the loss of any one of our customers could have a relatively higher impact on our business and results of operations than the loss of a client in businesses that have a broader client base where each client contributes to a smaller portion of revenue. While we expect that the revenue from our largest customers will decrease over time as a percentage of our total revenue as we generate more revenue from other customers, we also believe that revenue from our largest customers may continue to account for a significant portion of our revenue, at least in the near term. In the event that these large customers discontinue the use of our Unified-CXM platform or use our Unified-CXM platform in a more limited capacity, our business, results of operations and financial condition could be adversely affected.

***Real or perceived defects or errors on our platform could harm our reputation, result in significant costs to us, and impair our ability to sell subscriptions to our platform and related services.***

The software underlying our platform is complex and may contain material defects or errors, particularly when first introduced or when new features or capabilities are released. In addition, our solution depends on the ability of our software to store, retrieve, process, and manage immense amounts of data, including personal data. Any real or perceived defects, errors, failures, bugs or vulnerabilities on our Unified-CXM platform could result in negative publicity, cybersecurity breaches and other data security, privacy, access, retention issues, performance issues and customer terminations and may impair our ability to sell subscriptions to our Unified-CXM platform and related services in the future. Some errors, bugs or vulnerabilities inherently may be difficult to detect and may only be discovered after code has been released for external or internal use. The costs incurred in correcting any defects in our Unified-CXM platform may be substantial and could adversely affect our results of operations. For example, we may need to expend significant financial and development resources to analyze, correct, eliminate, or work around errors or defects or to address and eliminate vulnerabilities. Although we continually test our Unified-CXM platform for defects and work with customers through our customer support organization to identify and correct errors, we have from time to time found defects or errors on our Unified-CXM platform, and defects or errors on our Unified-CXM platform are likely to occur again in the future. Any defects that cause interruptions to the availability of our Unified-CXM platform or other performance issues could result in, among other things:

- lost revenue or delayed market acceptance and sales of our Unified-CXM platform;
- exposure to damages for breach of contract, early termination of customer agreements, or loss of customers;

- loss of trust;
- credits or refunds to customers;
- product liability lawsuits and other claims against us;
- diversion of development resources;
- increased expenses associated with remedying any defect, including increased technical support costs;
- injury to our brand and reputation; and
- increased maintenance and warranty costs.

While our customer agreements typically contain limitations and disclaimers that purport to limit our liability for damages related to defects in our solution, such limitations and disclaimers may not be enforced by a court or other tribunal or otherwise effectively protect us from such claims.

***Unstable market and economic conditions may have serious adverse consequences on our business, financial condition and share price.***

The global economy, including credit and financial markets, has experienced extreme volatility and disruptions, including severely diminished liquidity and credit availability, declines in consumer confidence, declines in economic growth, increases in unemployment rates, increases in inflation rates, higher interest rates, disruptions in access to bank deposits or lending commitments due to bank failures and uncertainty about economic stability. For example, the COVID-19 pandemic resulted in widespread unemployment, economic slowdown and extreme volatility in the capital markets. Similarly, Russia's ongoing incursion into Ukraine has also added to the extreme volatility in the global capital markets and is expected to have further global economic consequences, including disruptions of the global supply chain and energy markets. In addition, rising inflation and other macroeconomic pressures in the U.S. and the global economy could exacerbate extreme volatility in the global capital markets and heighten unstable market conditions. Any such volatility and disruptions may have adverse consequences on us or the third parties on whom we rely. If the equity and credit markets continue to deteriorate, including as a result of recent bank closures, public health crises, or political unrest, war or a global or domestic recession or the fear thereof, it may make any necessary debt or equity financing more difficult to obtain in a timely manner or on favorable terms, more costly or more dilutive. Increased inflation rates can adversely affect us by increasing our costs, including labor and employee benefit costs. In addition, higher inflation also could increase our customers' operating costs, which could result in reduced marketing budgets for our customers and potentially less demand for our platform. Any significant increases in inflation and related increase in interest rates could have a material adverse effect on our business, results of operations and financial condition.

***We depend on our management team and key employees, and the loss of one or more of these employees or an inability to attract and retain highly skilled employees could adversely affect our business.***

Our success depends substantially on the continued services of our management team, including our Founder, Chairman and Chief Executive Officer, Ragy Thomas, who are critical to our vision, strategic direction, culture, services and technology. From time to time, there may be additional changes in our management team resulting from the hiring or departure of executives, which could disrupt our business. New hires also require significant training and, in most cases, take significant time before they achieve full productivity. Furthermore, we do not have employment agreements with members of our management team or other key employees that require them to continue to work for us for any specified period and, therefore, they could terminate their employment with us at any time. The loss of one or more of our executives or key employees, or the failure by our executives to effectively work with our employees and lead our company, could have an adverse effect on our business. We do not maintain key man insurance on any of our executive officers, including Mr. Thomas.

In addition, to execute our growth plan, we must attract and retain highly qualified personnel. Competition for these individuals in locations where we maintain offices is intense, especially for hiring experienced software engineers and sales professionals. We have from time to time experienced, and we expect to continue to experience, difficulty in hiring and retaining employees with appropriate qualifications. Many of the companies with which we compete for experienced personnel have greater resources than we have. If we hire employees from competitors or other companies, their former employers may attempt to assert that these employees or we have breached their legal obligations, resulting in a diversion of our time and resources. In addition, job candidates and existing employees often consider the value of the equity awards they receive in connection with their employment. If the perceived value of our equity awards declines, it may adversely affect our ability to recruit and retain highly skilled employees. Furthermore, we are limited in our ability to recruit internationally by restrictive domestic immigration laws. Finally, we and certain of our competitors and peers within our industry, and firms more generally, have experienced greater than usual employee turnover in recent years. If we fail to attract new personnel or fail to identify, retain and motivate our current employees, our business and future growth prospects could be adversely affected.

*Certain of our results of operations and financial metrics may be difficult to predict.*

Our results of operations and financial metrics, including the levels of our revenue, gross margin, profitability, cash flow and deferred revenue, have fluctuated in the past and may vary significantly in the future. As a result, period-to-period comparisons of our results of operations may not be meaningful and the results of any one period should not be relied upon as an indication of future performance. Our results of operations may fluctuate as a result of a variety of factors, many of which are outside of our control, and, as a result, may not fully reflect the underlying performance of our business. Fluctuation in results of operations may negatively impact the value of our Class A common stock.

Factors that may cause fluctuations in our results of operations include, without limitation, those listed below:

- variability in our sales cycle, including as a result of the budgeting cycles and internal purchasing priorities of our customers;
- the payment terms and subscription term length associated with sales of our Unified-CXM platform and their effect on our bookings and free cash flow;
- the addition or loss of large customers, including through acquisitions or consolidations;
- the timing of sales and recognition of revenue, which may vary as a result of changes in accounting rules and interpretations;
- the amount and timing of operating expenses related to the maintenance and expansion of our business, operations and infrastructure;
- network outages or actual or perceived security breaches or other incidents;
- general economic, market and political conditions;
- customer renewal rates;
- increases or decreases in the number of elements of our services or pricing changes upon any renewals of customer agreements;
- changes in our pricing policies or those of our competitors;
- the mix of services sold during a period;
- the timing of our recognition of stock-based compensation expense for our equity awards, particularly in cases where awards covering a large number of our shares are tied to a specific event or date; and
- the timing and success of introductions of new platform features and services by us or our competitors or any other change in the competitive dynamics of our industry, including consolidation among competitors, customers or strategic partners.

The cumulative effects of the factors discussed above could result in large fluctuations and unpredictability in our quarterly and annual results of operations. This variability and unpredictability also could result in our failing to meet the expectations of industry or financial analysts or investors for any period. If our revenue or results of operations fall below the expectations of analysts or investors or below any guidance we may provide, or if the guidance we provide is below the expectations of analysts or investors, the price of our Class A common stock could decline substantially. Such a stock price decline could occur even if we have met any previously publicly stated guidance we may provide.

***We invest significantly in research and development, and, to the extent that our research and development investments do not translate into new solutions or material enhancements to our current solutions or we do not use those investments efficiently, our business and results of operations would be harmed.***

A key element of our strategy is to invest significantly in our research and development efforts to improve and develop new technologies, features and functionality for our Unified-CXM platform. For each of the years ended January 31, 2023, 2022 and 2021, our research and development expenses were at least 10% of our revenue. If we do not spend our research and development budget efficiently or effectively, our business may be harmed and we may not realize the expected benefits of our strategy. Moreover, research and development projects can be technically challenging, time-consuming and expensive. The nature of these research and development cycles may cause us to experience delays between the time we incur expenses associated with research and development and the time we are able to offer compelling platform updates and generate revenue, if any, from such investment. Additionally, anticipated enterprise demand for a solution or solutions we are developing could decrease after the development cycle has commenced, and we would nonetheless be unable to avoid substantial costs associated with the development of any such solutions or solution. If we expend a significant amount of resources on research and development and our efforts do not lead to the successful introduction or improvement of solutions that are competitive in our current or future markets, our business and results of operations would be adversely affected.

***We may fail to accurately predict the optimal pricing strategies necessary to attract new customers, retain existing customers and respond to changing market conditions.***

We have in the past, and may in the future, need to change our pricing model from time to time. As the market for our Unified-CXM platform matures, or as competitors introduce new solutions that compete with ours, we may be unable to attract new customers at the same prices or based on the same pricing models that we have used historically. While we do and will attempt to set prices based on our prior experiences and customer feedback, our assessments may not be accurate and we could be underpricing or overpricing our Unified-CXM platform and professional services. In addition, if the offerings on our Unified-CXM platform or our professional services change, then we may need to revise our pricing strategies. Any such changes to our pricing strategies or our ability to efficiently price our offerings could adversely affect our business, results of operations and financial condition. In addition, as we expand internationally, we also must determine the appropriate pricing strategy to enable us to compete effectively internationally. Pricing pressures and decisions could result in reduced sales, reduced margins, losses or the failure of our Unified-CXM platform to achieve or maintain more widespread market acceptance, any of which could negatively impact our overall business, results of operations and financial condition. Moreover, larger organizations, which are a primary focus of our direct sales efforts, may demand substantial price concessions. As a result, we may be required to price below our targets in the future, which could adversely affect our revenue, gross margin, profitability, cash flows and financial condition.

***Failure to effectively expand our sales and marketing capabilities could harm our ability to increase our customer base and achieve broader market acceptance of our Unified-CXM platform.***

Increasing our customer base and achieving broader market acceptance of our Unified-CXM platform will depend, to a significant extent, on our ability to effectively expand and manage our sales and marketing operations and activities. We are substantially dependent on our direct sales force and on our marketing efforts to obtain new customers. We are expanding our direct sales force both domestically and internationally. We believe that there is significant competition for experienced sales professionals with the sales skills and technical knowledge that we currently or may in the future require. Our ability to achieve revenue growth in the future will depend, in part, on our success in recruiting, training and retaining a sufficient number of qualified and experienced sales professionals. New hires require significant training and time before they achieve full productivity, particularly in new sales segments and new industries or geographies. Our recent hires and planned hires may not become as productive as quickly as we expect, or at all, and we may be unable to hire or retain sufficient numbers of qualified individuals in the future in the markets and segments in which we do business. Because we do not have a long history of expanding our sales force or managing a sales force at the scale that we intend to operate, we cannot accurately predict whether, or to what extent, our sales will increase as we expand our sales force or how long it will take for sales personnel to become productive. Furthermore, due to our limited experience selling direct to mid-sized enterprises through our sales force, the results of any such efforts are difficult to predict and may result in diverted financial and management resources without a corresponding increase in revenue. Our business will be harmed if our sales expansion efforts do not generate a significant increase in revenue.

***Our sales cycle with enterprise and international clients can be long and unpredictable.***

A substantial portion of our business is with large and international enterprises. The timing of our sales with our enterprise and international clients and related revenue recognition is difficult to predict because of the length and unpredictability of the sales cycle for these clients. We often are required to spend significant time and resources to educate and familiarize these potential clients with the value proposition of paying for our Unified-CXM platform. The length of our sales cycle for these clients, from initial evaluation to payment for our Unified-CXM platform, is often around nine months or more, and can vary substantially from client to client. As a result, it is difficult to predict whether and when a sale will be completed.

***If we are unable to effectively operate on or capture data from mobile devices, our business could be adversely affected.***

Our customers and users of our Unified-CXM platform are increasingly accessing our Unified-CXM platform or interacting via mobile devices. We are devoting valuable resources to solutions related to mobile usage, but we cannot assure you that these solutions will be successful. If the mobile solutions we have developed for our Unified-CXM platform do not meet the needs of current or prospective customers, or if our solutions are difficult to access, customers or users may reduce their usage of our Unified-CXM platform or cease using our Unified-CXM platform altogether and our business could suffer. Additionally, we are dependent on the interoperability of our products with popular mobile networks and standards that we do not control, and any changes in such systems or terms of service that degrade our Unified-CXM platform's functionality or gives preferential treatment to competitive products could adversely affect our business. As new mobile devices and products are continually being released, it is difficult to predict the challenges we may encounter in enhancing our Unified-CXM platform for use on such devices. If we are unable to successfully implement elements of our Unified-CXM platform on mobile devices, or if these strategies are not as successful as our offerings for personal computers or if we incur excessive expenses in this effort, our business, results of operations and financial condition would be negatively affected.

***If we are unable to develop and maintain successful relationships with channel partners, our business, results of operations, and financial condition could be adversely affected.***

To date, we primarily have relied on our direct sales force, online marketing and word-of-mouth to sell subscriptions to our Unified-CXM platform. Although we have developed relationships with certain channel partners, such as referral partners, resellers and integration partners, these channels have resulted in limited revenue to date. We believe that continued growth in our business is dependent upon identifying, developing and maintaining strategic relationships with additional channel partners that can drive additional revenue. Our agreements with our existing channel partners are non-exclusive, meaning our channel partners may offer enterprises the products of several different companies, including products that compete with ours. They also may cease marketing our Unified-CXM platform with limited notice and with little or no penalty. We expect that any additional channel partners we identify and develop will be similarly non-exclusive and not bound by any requirement to continue to market our Unified-CXM platform. If we fail to identify additional channel partners in a timely and cost-effective manner, or at all, if we are unable to assist our current and future channel partners in independently selling and implementing our Unified-CXM platform, or if our channel partners choose to use greater efforts to market their own products or those of our competitors, our business, results of operations and financial condition could be adversely affected. Furthermore, if our channel partners do not effectively market and sell our Unified-CXM platform, or fail to meet the needs of our customers, our reputation and ability to grow our business also may be adversely affected.

Sales by channel partners are more likely than direct sales to involve collection issues, in particular sales by our channel partners into developing markets, and, accordingly, variations in the mix between revenue attributable to sales by channel partners and revenue attributable to direct sales may result in fluctuations in our results of operations.

***If we are not able to maintain and enhance our brand, our business, results of operations and financial condition may be adversely affected.***

We believe that maintaining and enhancing our reputation as a differentiated and category-defining company in Unified-CXM is critical to our relationships with our existing customers and key employees and to our ability to attract new customers and talented personnel. The successful promotion of our brand depends on a number of factors, including the effectiveness of our marketing efforts, our ability to continue to develop a high-quality platform, our ability to provide reliable services that continue to meet the needs of our customers, our ability to maintain our customers' trust and our ability to successfully differentiate our Unified-CXM platform from competitive solutions, which we may not be able to do effectively. We do not have sufficient operating history to know whether our brand promotion activities will ultimately be successful or yield increased revenue, and, if they are not successful, our business may be adversely affected. Any unfavorable publicity of our business or platform generally, for example, relating to our privacy practices, terms of service, service quality, litigation, regulatory activity, the actions of our employees, partners or customers or the actions of other companies that provide similar solutions to us, all of which can be difficult to predict, could adversely affect our reputation and brand. In addition, independent industry analysts often provide reviews of our Unified-CXM platform, as well as solutions offered by our competitors, and our brand and perception of our Unified-CXM platform in the marketplace may be significantly influenced by these reviews. If these reviews are negative, or less positive compared to those of our competitors' solutions, our brand and market position may be adversely affected. It also may be difficult to maintain and enhance our brand as we expand our marketing and sales efforts through channel or strategic partners.

The promotion of our brand also requires us to make substantial expenditures. We anticipate that these expenditures will increase as our market becomes more competitive, as we expand into new markets and as more sales are generated through our channel partners. To the extent that these activities yield increased revenue, this revenue may not offset the increased expenses we incur. If we do not successfully maintain and enhance our brand or incur substantial expenses in unsuccessful attempts to promote and maintain our brand, our business may not grow, we may have reduced pricing power relative to competitors and we could lose customers and key employees or fail to attract potential customers or talented personnel, all of which would adversely affect our business, results of operations and financial condition.

***We recognize revenue over the term of our customers' contracts. Consequently, increases or decreases in new sales may not be immediately reflected in our results of operations and may be difficult to discern.***

We generally recognize subscription revenue from customers ratably over the terms of their contracts and a majority of our revenue is derived from subscriptions that have terms of one to three years. As a result, a portion of the revenue we report in each quarter is derived from the recognition of deferred revenue relating to subscriptions entered into during previous quarters. Consequently, a decline in new or renewed subscriptions in any single quarter may have a small impact on our revenue results for that quarter. However, such a decline will negatively affect our revenue in future quarters. Accordingly, the effect of significant downturns in sales and market acceptance of our Unified-CXM platform and potential changes in our pricing policies or rate of expansion or retention may not be fully reflected in our results of operations until future periods. We also may be unable to reduce our cost structure in line with a significant deterioration in sales. In addition, a significant majority of our costs are expensed as incurred, while revenue is recognized over the term of the agreements with our customers. As a result, increased growth in the number of our customers could continue to result in our recognition of more costs than revenue in the earlier periods of the terms of our agreements. Our subscription model also makes it difficult for us to rapidly increase our revenue through additional sales in any period, as revenue from new customers must be recognized over the applicable subscription term.

***Our customers may fail to pay us in accordance with the terms of their agreements, at times necessitating action by us to attempt to compel payment.***

We typically enter into annual or multiple year arrangements with our customers. If our customers fail to pay us in accordance with the terms of our agreements, we may be adversely affected both from the inability to collect amounts due and the cost of enforcing the terms of our agreements, including litigation and arbitration costs. The risk of these issues increases with the term length of our customer arrangements. Furthermore, some of our customers may seek bankruptcy protection or other similar relief and fail to pay amounts due to us, or pay those amounts more slowly, either of which could adversely affect our results of operations, financial condition and cash flow.



***Our results of operations may be difficult to predict as a result of seasonality.***

Our results of operations also may fluctuate as a result of seasonality. We have seen seasonality in our sales cycle, as a large percentage of our customers make their purchases in the fourth quarter of a given fiscal year and pay us in the first quarter of the subsequent year. We also may be affected by seasonal trends in the future, particularly as our business matures. Such seasonality may result from a number of factors, including a slowdown in our customers' procurement process during certain times of the year, both domestically and internationally, and customers choosing to spend remaining budgets shortly before the end of their fiscal years. Additionally, this seasonality may be reflected to a much lesser extent, and sometimes may not be immediately apparent, in our revenue, due to the fact that we recognize subscription revenue over the term of the applicable subscription agreement. To the extent that we experience this seasonality, it may cause fluctuations in our results of operations and financial metrics and make forecasting our future results of operations and financial metrics more difficult.

***Indemnity and other provisions in various agreements potentially expose us to substantial liability for intellectual property infringement and other losses.***

Our agreements with customers and other third parties may include indemnification or other provisions under which we agree to indemnify or otherwise be liable to such third parties for losses suffered or incurred as a result of claims of intellectual property infringement, misappropriation or other violation, damages caused by us to property or persons or other liabilities relating to or arising from our Unified-CXM platform or our acts or omissions. We have in the past and may in the future receive indemnification requests from our customers related to such claims. In addition, customers typically require us to indemnify or otherwise be liable to them for breach of confidentiality or failure to implement adequate security measures with respect to their data stored, transmitted or processed by our Unified-CXM platform. The terms of these contractual provisions often survive termination or expiration of the applicable agreement. Large indemnity payments or damage claims from contractual breach could harm our business, results of operations and financial condition. Although we generally attempt to contractually limit the scope of our liability with respect to such obligations, we are not always successful and we may incur substantial liability related to them. Any dispute with a customer with respect to such obligations could have adverse effects on our relationship with that customer and other current and prospective customers, reduce demand for our Unified-CXM platform and harm our business, financial condition and results of operations.

Further, certain of our customer agreements contain provisions permitting the customer to become a party to, or a beneficiary of, a source code escrow agreement under which we place the proprietary source code for certain of our solutions in escrow with a third party. Under these source code escrow agreements, our source code may be released to the customer upon the occurrence of specified events, such as in situations of our bankruptcy or insolvency or our failure to support or maintain our solutions. Disclosing the content of our source code may limit the intellectual property protection we can obtain or maintain for our source code or our solutions containing that source code and may facilitate intellectual property infringement, misappropriation or other violation claims against us.

Following any such release, we cannot be certain that customers will comply with the restrictions on their use of the source code and we may be unable to monitor and prevent unauthorized disclosure of such source code by customers. Additionally, following any such release, customers may be able to create derivative works based on our source code and may own such derivative works. Any increase in the number of people familiar with our source code as a result of any such release also may increase the risk of a successful hacking attempt. Each of these could have a material adverse effect on our business, financial condition and results of operations.

***If we fail to integrate our Unified-CXM platform with a variety of software applications, operating systems, platforms, and hardware that are developed by others, our Unified-CXM platform may become less marketable, less competitive or obsolete and our business and results of operations would be harmed.***

Our Unified-CXM platform must integrate with a variety of network, hardware and software systems and we need to continuously modify and enhance our Unified-CXM platform to adapt to changes in hardware, software, networking, browser and database technologies. In particular, we have developed our Unified-CXM platform to be able to easily integrate with certain third-party SaaS applications through the interaction of APIs. In general, we rely on the fact that the providers of such software systems continue to allow us access to their APIs to enable these customer integrations. To date, we have not relied on a long-term written contract to govern our relationship with these providers. Instead, we are subject to the standard terms and conditions for application developers of such providers, which govern the distribution, operation and fees of such software systems, and which are subject to change by such providers from time to time. If we are unable to effectively integrate with third-party systems, our customers' operations may be disrupted, which could result in disputes with customers, negatively impact customer satisfaction and materially and adversely affect our business, financial condition and results of operations.

*We may acquire or invest in companies, which may divert our management's attention and result in additional dilution to our stockholders. We may be unable to integrate acquired businesses and technologies successfully or achieve the expected benefits of such acquisitions.*

Our success depends, in part, on our ability to expand our Unified-CXM platform and grow our business in response to changing technologies, customer demands and competitive pressures. We have in the past, and we may in the future, attempt to do so through strategic transactions, including acquisitions of, or investments in, businesses, technologies, services, products and other assets that we believe could complement, expand or enhance our Unified-CXM platform or otherwise offer growth opportunities. We also may enter into relationships with other businesses to expand our Unified-CXM platform, which could involve preferred or exclusive licenses, additional channels of distribution, discount pricing or investments in other companies.

Any acquisition, investment or business relationship may result in unforeseen operating difficulties and expenditures. In particular, we may encounter difficulties assimilating or integrating the businesses, technologies, products, personnel or operations of the acquired companies, particularly if the key personnel of the acquired company choose not to work for us, their software is not easily adapted to work with our Unified-CXM platform or we have difficulty retaining the customers of any acquired business due to changes in ownership, management or otherwise. Acquisitions, investments or other business relationships also may disrupt our business, divert our resources and require significant management attention that would otherwise be available for development of our existing business. Moreover, the anticipated benefits of any acquisition, investment or business relationship may not be realized or we may be exposed to unknown risks or liabilities.

Identifying and negotiating these transactions can be time-consuming, difficult and expensive, and our ability to complete these transactions may often be subject to approvals that are beyond our control. We cannot predict the number, timing or size of these transactions. Our prior acquisitions have been relatively small, and we are relatively inexperienced in effectively integrating another business with our own. Consequently, these transactions, even if announced, may not be completed. The risks we face in connection with these transactions include:

- the issuance of additional equity securities that would dilute our existing stockholders and adversely affect the value of our Class A common stock;
- the use of substantial portions of our available cash and other resources that we may need in the future to operate our business;
- issuance of large charges or substantial liabilities;
- diversion of management's attention from other business concerns;
- lack of or insufficient security, intellectual property, and privacy controls within entities involved in these transactions, leading to cascading failures in our own portfolio;
- issuance of debt on terms unfavorable to us or that we are unable to repay;
- harm to our existing relationships with customers and partners as a result of the transaction;
- claims and disputes from stockholders and third parties, including intellectual property and data privacy claims and disputes;
- difficulties retaining key employees or customers of the acquired business or integrating diverse software codes or business cultures; and
- adverse tax consequences, substantial depreciation deferred compensation charges or other unfavorable accounting treatment.

The occurrence of any of these risks could have an adverse effect on our business, results of operations and financial condition. In addition, our entry into any future acquisition, investment or business relationship may be prohibited by the terms of our current or future credit facilities, including the SVB Credit Facility, which restricts our ability to pursue certain mergers, acquisitions, amalgamations or consolidations that we may believe to be in our best interest.

***Our international sales and operations, including our planned business development activities outside of the United States, subject us to additional risks and challenges that can adversely affect our business, results of operations and financial condition.***

During the year ended January 31, 2023, approximately 36% of our sales were to customers outside of the Americas. As part of our growth strategy, we expect to continue to expand our international operations, which may include opening additional offices in new jurisdictions and providing our Unified-CXM platform in additional languages and on-boarding new customers outside the United States. Any new markets or countries into which we attempt to sell subscriptions to our Unified-CXM platform may not be receptive to our business development activities. We currently have sales personnel and sales and customer and product support operations in the United States and certain countries across Europe, the Asia Pacific region and the Americas. We believe that our ability to attract new customers to our Unified-CXM platform and to convince existing customers to renew or expand their use of our Unified-CXM platform is directly correlated to the level of engagement we achieve with our customers in their home countries. To the extent that we are unable to effectively engage with non-U.S. customers, we may be unable to effectively grow in international markets.

Our international operations also subject us to a variety of additional risks and challenges, including:

- increased management, travel, infrastructure and legal compliance costs associated with having operations and developing our business in multiple jurisdictions;
- providing our Unified-CXM platform and operating our business across a significant distance, in different languages, among different cultures and time zones, including the potential need to modify our Unified-CXM platform and products to ensure that they are culturally appropriate and relevant in different countries;
- compliance with non-U.S. data privacy, protection and security laws, rules and regulations, including data localization requirements, and the risks and costs of non-compliance;
- longer payment cycles and difficulties enforcing agreements, collecting accounts receivable or satisfying revenue recognition criteria, especially in emerging markets;
- hiring, training, motivating and retaining highly-qualified personnel, while maintaining our unique corporate culture;
- increased financial accounting and reporting burdens and complexities;
- longer sales cycle and more time required to educate enterprises on the benefits of our Unified-CXM platform outside of the United States;
- requirements or preferences for domestic products;
- limitations on our ability to sell our Unified-CXM platform and for our solution to be effective in non-U.S. markets that have different cultural norms and related business practices that de-emphasize the importance of positive customer and employee experiences;
- differing technical standards, existing or future regulatory and certification requirements and required features and functionality;
- political and economic conditions and uncertainty in each country or region in which we operate and general economic and political conditions and uncertainty around the world;
- changes in a specific country's or region's political or economic conditions, including in the United Kingdom as a result of the United Kingdom exiting the European Union;
- compliance with laws and regulations for non-U.S. operations, including anti-bribery laws, import and export control laws, tariffs, trade barriers, economic sanctions and other regulatory or contractual limitations on our ability to sell our Unified-CXM platform and develop our business in certain non-U.S. markets, and the risks and costs of non-compliance;
- heightened risks of unfair or corrupt business practices in certain geographies and of improper or fraudulent sales arrangements that may impact our financial condition and result in restatements of our consolidated financial statements;
- heightened risks of unfair or corrupt business practices in certain geographies and of improper or fraudulent sales arrangements that may impact our financial condition and result in restatements of our consolidated financial statements;
- fluctuations in currency exchange rates and related effects on our results of operations;
- difficulties in repatriating or transferring funds from or converting currencies in certain countries;

- communication and integration problems related to entering new markets with different languages, cultures and political systems;
- new and different sources of competition;
- differing labor standards, including restrictions related to, and the increased cost of, terminating employees in some countries;
- the need for localized subscription agreements;
- the need for localized language support and difficulties associated with delivering support, training and documentation in languages other than English;
- increased reliance on channel partners;
- reduced protection for intellectual property rights in certain non-U.S. countries and practical difficulties of obtaining, maintaining, protecting and enforcing such rights abroad; and
- compliance with the laws of numerous foreign taxing jurisdictions, including withholding tax obligations, and overlapping of different tax regimes.

Any of these risks and challenges could adversely affect our operations, reduce our revenue or increase our operating costs, each of which could adversely affect our ability to expand our business outside of the United States and thereby our business more generally, as well as our results of operations, financial condition and growth prospects.

Compliance with laws and regulations applicable to our international operations substantially increases our cost of doing business. We may be unable to keep current with changes in government requirements as they change from time to time. Failure to comply with these regulations could have adverse effects on our business. In many foreign countries it is common for others to engage in business practices that are prohibited by our internal policies and procedures or U.S. or other regulations applicable to us. Although we have implemented policies and procedures designed to ensure compliance with these laws and policies, there can be no assurance that our employees, contractors, partners and agents will comply with these laws and policies. Violations of laws or our policies by our employees, contractors, partners or agents could result in delays in revenue recognition, financial reporting misstatements, enforcement actions, disgorgement of profits, fines, civil and criminal penalties, damages, injunctions, other collateral consequences and increased costs, including the costs associated with defending against such actions, or the prohibition of the importation or exportation of our Unified-CXM platform and related services, each of which could adversely affect our business, results of operations and financial condition.

***We believe that our success depends on continuing to invest in the growth of our worldwide operations by entering new geographic markets. If our investments in these markets are greater than anticipated, or if our customer growth or sales in these markets do not meet our expectations, our results of operations and financial condition may be adversely affected.***

We believe that our success depends on expanding our business into new geographic markets and attracting customers in countries other than the United States. We anticipate continuing to expand our operations worldwide and have made, and will continue to make, substantial investments and incur substantial costs as we enter new geographic markets. This includes investments in data centers, cloud-based infrastructure and applications and other information technology investments, sales, marketing and administrative personnel and facilities. Often we must make these investments when it is still unclear whether future sales in the new market will justify the costs of these investments. In addition, these investments may be more expensive than we initially anticipate. If our investments are greater than we initially anticipate or if our customer growth or sales in these markets do not meet our expectations or justify the cost of the initial investments, our results of operations and financial condition may be adversely affected.

***Disputes with our customers and other third parties could be costly, time-consuming and harmful to our business and reputation.***

Our business requires us to enter into agreements with a large number of customers and other third parties in many different jurisdictions. Our subscription and other agreements contain a variety of terms, including service level requirements, data privacy, protection and security obligations, indemnification obligations, including for intellectual property infringement claims, dispute resolution procedures and regulatory requirements. Agreement terms may not be standardized across our business and can be subject to differing interpretations and local law requirements, which could result in disputes with our customers and other third parties from time to time. If our customers and other third parties notify us of a breach of contract or otherwise dispute the terms of our agreements, the dispute resolution process can be expensive and time-consuming and result in the diversion of resources that could otherwise be deployed to grow our business. Even if these disputes are resolved in our favor, we may be unable to recoup the expenses and other diverted resources committed to resolving the dispute and, if we receive negative publicity in connection with the dispute, our reputation and brand may be harmed. Furthermore, the ultimate resolution of such disputes may be adverse to our interests and, as a result, could adversely affect our results of operations and financial condition.

***We face exposure to foreign currency exchange rate fluctuations, and if foreign currency exchange rates fluctuate substantially in the future, our results of operations and financial condition, which are reported in U.S. dollars, could be adversely affected.***

We conduct our business in countries around the world and a portion of our transactions outside the United States are denominated in currencies other than the U.S. dollar. While we have primarily transacted with customers and vendors in U.S. dollars to date, from time to time we have transacted in foreign currencies for subscriptions to our Unified-CXM platform and may significantly expand the number of transactions with customers that are denominated in foreign currencies in the future. The majority of our international costs are also denominated in local currencies. In addition, our international subsidiaries maintain net assets or liabilities that are denominated in currencies other than the functional operating currencies of these entities. Accordingly, changes in the value of foreign currencies relative to the U.S. dollar can affect our revenue and results of operations due to transactional and translational remeasurements that are reflected in our results of operations. As a result of such foreign currency exchange rate fluctuations, it could be more difficult to detect underlying trends in our business and results of operations.

We currently do not maintain a program to hedge transactional exposures in foreign currencies, but we may do so in the future. The future use of hedging instruments may introduce additional risks if we are unable to structure effective hedges with such instruments. There can be no assurance that we will be successful in managing our exposure to currency exchange rate risks, which may adversely affect our business, results of operations and financial condition.

***The terms of the SVB Credit Facility require us to meet certain operating and financial covenants and place restrictions on our operating and financial flexibility.***

Under the terms of the SVB Credit Facility, we can borrow up to \$50.0 million under a revolving credit loan facility. The SVB Credit Facility contains customary affirmative and negative covenants that either limit our ability to, or, if we make future draws, require a mandatory prepayment in the event we, incur additional indebtedness and liens, merge with other companies or consummate certain changes of control, acquire other companies, engage in new lines of business, make certain investments, pay dividends, share repurchases, transfer or dispose of assets, amend certain material agreements and enter into various specified transactions. As a result, we may not be able to engage in any of the foregoing transactions unless we obtain the consent of our lender or prepay any outstanding amount under the SVB Credit Facility.

The SVB Credit Facility also contains certain financial covenants, including cash balance requirements, and financial reporting requirements. Our obligations under the SVB Credit Facility are secured by substantially all of our property, with limited exceptions, including our intellectual property. We may not be able to generate sufficient cash flow or sales to meet our financial covenants or, if we make future draws, pay the principal and interest under the SVB Credit Facility. Furthermore, if we made a subsequent draw, our future working capital, borrowings or equity financings could be unavailable to repay or refinance the amounts outstanding under the SVB Credit Facility. In the event of a liquidation, our lenders would be repaid all outstanding principal and interest prior to distribution of assets to unsecured creditors, and the holders of our common stock would receive a portion of any liquidation proceeds only if all of our creditors, including our lenders, were first repaid in full. Any declaration by our lender of an event of default could significantly harm our business and prospects and could cause the price of our common stock to decline. If we raise any additional debt financing, the terms of such additional debt could further restrict our operating and financial flexibility.

As of January 31, 2023, we did not owe any principal or accrued interest under the SVB Credit Facility. However, it is possible that we will in the future draw down on the SVB Credit Facility or enter into new debt obligations. Due to the receivership of SVB initiated in March 2023, we may seek additional or replacement credit arrangements, in part to support letters of credit or other security instruments for our leases of properties. On March 23, 2023, we provided notice to Silicon Valley Bank of our intent to terminate the SVB Credit Facility. Any future credit arrangements may have stricter covenants or other more onerous terms than our current arrangements. Our ability to make scheduled payments or to refinance such debt obligations depends on numerous factors, including the amount of our cash balances and our actual and projected financial and operating performance. We may be unable to maintain a level of cash balances or cash flows sufficient to permit us to pay the principal, premium, if any, and interest on our future indebtedness. If our cash flows and capital resources are insufficient to fund our debt service obligations, we may be forced to reduce or delay capital expenditures, sell assets or operations, seek additional capital or restructure or refinance our indebtedness. We may not be able to take any of these actions, and even if we are, these actions may be insufficient to permit us to meet our scheduled debt service obligations. In addition, in the event of our breach of the SVB Credit Facility or any replacement facility, we may be required to repay any outstanding amounts earlier than anticipated. If for any reason we become unable to service our debt obligations under the SVB Credit Facility, or any new debt obligations that we may enter into from time to time, holders of our common stock would be exposed to the risk that their holdings could be lost in an event of a default under such debt obligations and a foreclosure and sale of our assets for an amount that is less than the outstanding debt.

***Reductions in information technology spending could limit our ability to grow our business and adversely affect our results of operations and financial condition.***

Our business and results of operations depend on demand for information technology generally and for Unified-CXM solutions in particular, which in turn is influenced by the scale of business that our customers are conducting. Weak economic conditions, either in the United States or internationally, including resulting from a global or domestic recession or the fear thereof, inflation, rising interest rates, financial and credit market fluctuations, international trade relations, public health crises (such as the COVID-19 pandemic), lower corporate earnings, reduction in business confidence and activity, political turmoil, natural disasters or catastrophes or geopolitical tensions, such as Russia's recent incursion into Ukraine, could cause a decrease in business investments, including spending on information technology generally. To the extent that weak economic conditions cause our existing customers or potential customers to reduce their budget for Unified-CXM solutions or to perceive spending on such systems as discretionary, demand for our Unified-CXM platform may be adversely affected. Moreover, customers and potential customers may require extended billing terms and other financial concessions, which would limit our ability to grow our business and adversely affect our business, results of operations and financial condition.

Further, we rely on our network and third-party infrastructure, enterprise applications, internal technology systems, and our website for our development, marketing, operational support, hosted services and sales activities. In the event of a catastrophic event, including a natural disaster such as an earthquake, hurricane, fire, flood, tsunami or tornado, or other catastrophic event such as power loss, market manipulation, civil unrest, supply chain disruptions, armed conflict, computer or telecommunications failure, cybersecurity issues, human error, improper operation, unauthorized entry, break-ins, sabotage, intentional acts of vandalism and similar misconduct, war, terrorist attack or incident of mass violence in any geography where our operations or data centers are located or where certain other systems and applications that we rely on are hosted, we may be unable to continue our operations and may endure significant system degradations, disruptions, destruction of critical assets, reputational harm, delays in our application development, breaches of data security and loss of critical data, all of which could have an adverse effect on our future results of operations. We also rely on our employees and key personnel to meet the demands of our customers and run our day-to-day operations. In the event of a catastrophic event, the functionality of our employees could be negatively impacted, which could have an adverse effect on our business, financial condition and results of operations. In addition, natural disasters, cybersecurity attacks, market manipulations, supply chain disruptions, acts of terrorism or other catastrophic events could cause disruptions in our or our customers' businesses, national economies or the world economy as a whole.

***Our corporate culture has contributed to our success, and if we cannot maintain this culture as we grow, we could lose the innovation, creativity and teamwork fostered by our culture, which could harm our business.***

Building a culture where everyone is happier and can thrive personally and professionally is the cornerstone of our philosophy. We create an environment of happier employees by building a values-based culture with rich communications, leader and employee action planning, competitive pay and benefits, and a culture where everyone feels like they belong and are valued. We recruit, retain and invest in the development of the best talent in the world. Externally, we have been recognized as a best place to work by several national media outlets.

As our organization grows and evolves, we may need to implement more complex organizational management structures or adapt our corporate culture and work environments to ever-changing circumstances, such as during times of a natural disasters or pandemics, including the COVID-19 pandemic. These changes could have an adverse impact on our corporate culture. We also expect to continue to hire as we expand, but if we do not continue to maintain our corporate culture as we grow, we may be unable to foster the innovation, creativity and teamwork that we believe we need to support our growth. Moreover, many of our employees may be able to receive significant proceeds from sales of our common stock in the public markets, which could lead to disparities of wealth among our employees that adversely affects relations among employees and our culture in general.

#### **Risks Related to Our Intellectual Property**

***Our Unified-CXM platform utilizes open source software, which may subject us to litigation, require us to re-engineer our Unified-CXM platform or otherwise divert resources away from our development efforts.***

We use open source software in connection with our Unified-CXM platform and products and operations. Some open source software licenses require users who distribute open source software as part of their software to publicly disclose all or part of the source code to such software or make available any derivative works of the open source code (which may include our modifications or product code into which such open source software has been integrated) on unfavorable terms allowing further modification and redistribution and at no or nominal cost, and we may be subject to such terms. The terms of many open source licenses have not been interpreted by U.S. or foreign courts, and there is a risk that these open source licenses could be construed in a way that imposes unanticipated conditions or restrictions on our ability to commercialize our products. While we monitor our use of open source software and try to ensure that none is used in a manner that would require us to disclose source code that we have decided to maintain as proprietary or that would otherwise breach the terms or fail to meet the conditions of an open source license or third-party contract, such use could inadvertently occur, or could be claimed to have occurred, in part because open source license terms are often ambiguous. We could be subject to suits by parties claiming ownership of or demanding release of the open source software or derivative works that we developed using such software, which could include our proprietary source code, or otherwise seeking to enforce the applicable open source licensing terms or alleging that our use of such software infringes, misappropriates or otherwise violates a third party's intellectual property rights. We may as a result be subject to claims for breach of contract, infringement of intellectual property rights, or indemnity, required to release our proprietary source code, pay damages, royalties, or license fees or other amounts, seek licenses, re-engineer our applications, discontinue sales in the event re-engineering cannot be accomplished on a timely basis or take other remedial action that may divert resources away from our development efforts, any of which could adversely affect our business. Any actual or claimed requirement to disclose our proprietary source code or pay damages for breach of the applicable license could harm our business and could help third parties, including our competitors, develop products and services that are similar to or better than ours.

Additionally, the use of certain open source software can lead to greater risks than use of third-party commercial software, as open source licensors generally do not provide warranties or controls on the origin of software. There is typically no support available for open source software, and we cannot ensure that the authors of such open source software will implement or push updates to address security risks or will not abandon further development and maintenance. Many of the risks associated with the use of open source software, such as the lack of warranties or assurances of title or performance, cannot be eliminated, and could, if not properly addressed, negatively affect our business. We have processes to help alleviate these risks, including a review process for screening requests from our developers for the use of open source software, but we cannot be sure that all open source software is identified or submitted for approval prior to use in our products and services. Any of these risks could be difficult to eliminate or manage, and, if not addressed, could have an adverse effect on our business, financial condition, and results of operations.

***Any failure to obtain, maintain, protect, defend or enforce our intellectual property rights could impair our ability to protect our proprietary technology and our brand and adversely affect our business, financial condition and results of operations.***

Our success and ability to compete depend in part upon our ability to obtain, maintain, protect, defend and enforce our intellectual property. As of January 31, 2023, we owned 36 U.S. issued patents and 11 pending non-provisional or provisional U.S. patent applications. We rely on a combination of patent, copyright, trademark and trade secret laws in the United States and internationally, as well as technological measures and contractual provisions, such as confidentiality or license agreements with our employees, customers, partners, and other third parties, to establish and protect our brand, maintain our competitive position and protect our intellectual property rights from infringement, misappropriation or other violation. However, the steps we take to protect our intellectual property rights may be inadequate or ineffective, and our intellectual property may be challenged, invalidated, narrowed in scope or rendered unenforceable through administrative processes, including re-examination, inter partes review, interference and derivation proceedings and equivalent proceedings in foreign jurisdictions (e.g., opposition proceedings) or litigation. The steps we take to protect our intellectual property rights may not be sufficient to effectively prevent third parties from infringing, misappropriating or otherwise violating our intellectual property or to prevent unauthorized disclosure or unauthorized use of our trade secrets or other confidential information. We cannot guarantee that any of our pending applications will issue or be approved or that our existing and future intellectual property rights will be sufficiently broad to protect our proprietary technology.

Additionally, effective trademark, copyright, patent and trade secret protection may not be available in every country in which we conduct business and we may fail to maintain or be unable to obtain adequate protections for certain of our intellectual property rights in such foreign countries. Further, intellectual property law, including statutory and case law, particularly in the United States, is constantly developing, and any changes in the law could make it harder for us to enforce our rights. Failure to comply with applicable procedural, documentary, fee payment and other similar requirements with the United States Patent and Trademark Office and various similar foreign governmental agencies could result in abandonment or lapse of the affected patent, trademark or application. If this occurs, our competitors might be more successful in their efforts to compete with us. Effective protection of intellectual property rights is expensive and difficult to maintain, both in terms of application and registration costs as well as the costs of defending and enforcing those rights.

We attempt to protect our intellectual property, technology, and confidential information in part through confidentiality, non-disclosure and invention assignment agreements with our employees, consultants, contractors, corporate collaborators, advisors and other third parties who develop intellectual property on our behalf or with whom we share information. However, we cannot guarantee that we have entered into such agreements with each party who has developed intellectual property on our behalf and each party that has or may have had access to our confidential information, know-how and trade secrets. These agreements may be insufficient or breached, or may not effectively prevent unauthorized access to or unauthorized use, disclosure, misappropriation or reverse engineering of, our confidential information, intellectual property, or technology. There can be no assurance that these agreements will be self-executing or otherwise provide meaningful protection for our trade secrets or other intellectual property or proprietary information. Moreover, these agreements may not provide an adequate remedy for breaches or in the event of unauthorized use or disclosure of our confidential information or technology or infringement of our intellectual property. Enforcing a claim that a party illegally disclosed or misappropriated a trade secret or know-how is difficult, expensive, and time-consuming, and the outcome is unpredictable. In addition, trade secrets and know-how can be difficult to protect and some courts inside and outside the United States are less willing or unwilling to protect trade secrets and know-how. If any of our trade secrets were to be lawfully obtained or independently developed by a competitor or other third party, we would have no right to prevent them from using that technology or information to compete with us, and our competitive position would be materially and adversely harmed. The loss of trade secret protection could make it easier for third parties to compete with our products and services by copying functionality. Additionally, individuals not subject to invention assignment agreements may make adverse ownership claims to our current and future intellectual property, and, to the extent that our employees, independent contractors or other third parties with whom we do business use intellectual property owned by others in their work for us, disputes may arise as to the rights in related or resulting know-how and inventions. There is also a risk that we do not establish an unbroken chain of title from inventors to us. An inventorship or ownership dispute could arise that may permit one or more third parties to practice or enforce our intellectual property rights, including possible efforts to enforce rights against us. Additionally, errors in inventorship or ownership can sometimes also impact priority claims, and if we were to lose our ability to claim priority for certain patent filings, intervening art or other events may preclude us from issuing patents.

Moreover, policing unauthorized use of our technologies, trade secrets, and intellectual property may be difficult, expensive and time-consuming, particularly in foreign countries where the laws may not be as protective of intellectual property rights as those in the United States and where mechanisms for enforcement of intellectual property rights may be weak or inadequate. Furthermore, we may not always detect infringement, misappropriation or other violation of our intellectual property rights, and any infringement, misappropriation or other violation of our intellectual property rights, even if successfully detected, prosecuted and enjoined, could be costly to deal with and could harm our business. In addition, there can be no assurance that our intellectual property rights will be sufficient to protect against others offering products or services that are substantially similar to ours and competing with our business, and third parties, including our competitors, may independently develop similar technology, duplicate our services or design around our intellectual property and, in such cases, we may not be able to successfully assert our intellectual property rights against such parties. Further, our contractual arrangements may not effectively prevent disclosure of our trade secrets or confidential information or provide an adequate remedy in the event of unauthorized disclosure of our trade secrets or confidential information, and we may be unable to detect the unauthorized use of, or take appropriate steps to enforce, such trade secrets, confidential information and other intellectual property rights. Any of the foregoing could adversely affect our business, results of operations and financial condition.



In order to protect our intellectual property rights, we may be required to spend significant resources to monitor and protect these rights. Litigation brought to protect and enforce our intellectual property rights could be costly, time-consuming and distracting to management, and could result in the impairment or loss of portions of our intellectual property. Uncertainties resulting from the initiation and continuation of patent litigation or other proceedings could have a material adverse effect on our ability to compete in the marketplace. Furthermore, our efforts to enforce our intellectual property rights may be met with defenses, counterclaims and countersuits attacking the validity and enforceability of our intellectual property rights, which could result in the impairment or loss of portions of our intellectual property portfolio. An adverse determination of any litigation proceedings could put our intellectual property at risk of being invalidated or interpreted narrowly and could put our related patents, pending patent applications and trademark filings at risk of being invalidated, not issuing or being cancelled. Furthermore, because of the substantial amount of discovery required in connection with intellectual property litigation, there is a risk that some of our confidential or sensitive information could be compromised by disclosure in the event of litigation. In addition, during the course of litigation there could be public announcements of the results of hearings, motions or other interim proceedings or developments. Despite our efforts, we may not be able to prevent third parties from infringing, misappropriating or otherwise violating, or from successfully challenging, our intellectual property rights. If securities analysts or investors perceive these results to be negative, it could have a substantial adverse effect on the price of our Class A common stock. Such litigation or proceedings could substantially increase our operating losses and reduce the resources available for development activities or any future sales, marketing or distribution activities. Our failure to obtain, maintain, protect, defend and enforce our intellectual property rights could adversely affect our brand and business, financial condition and results of operations.

***We may face claims by third parties alleging infringement, misappropriation or other violation of their intellectual property, trade secrets or proprietary rights.***

There is considerable patent and other intellectual property development activity in our industry and companies in the technology industry frequently enter into litigation based on allegations of infringement, misappropriation or other violations of intellectual property rights. Our future success depends in part on our ability to develop and commercialize our products and services without infringing, misappropriating or otherwise violating the intellectual property and proprietary rights of others. From time to time, we have received and may in the future receive claims from third parties, including our competitors, alleging that our Unified-CXM platform and underlying technology infringe, misappropriate or otherwise violate such third party's intellectual property rights, including their trade secrets, and we may be found to be infringing upon such rights. For example, on February 25, 2022, we agreed to settle all outstanding claims with Opal Labs Inc. ("Opal") with respect to Opal's complaints alleging breach of contract and violation of Oregon's Uniform Trade Secrets Act, among other claims, and, on March 1, 2022, the court dismissed those claims with prejudice. The Company and Opal finalized the settlement on March 15, 2022, and it was paid on March 30, 2022.

As we face increasing competition and become increasingly high profile, the possibility of receiving a larger number of intellectual property claims against us grows. It is possible that we may be unsuccessful in such proceedings, resulting in a loss of some portion or all of our patent rights. Any claims or litigation, regardless of their merit, could cause us to incur significant expenses, pay substantial amounts in costs or damages, ongoing royalty or license fees or other payments, or could prevent us from offering all or aspects of our Unified-CXM platform or using certain technologies, require us to re-engineer all or a portion of our Unified-CXM platform, force us to implement expensive work-arounds or re-designs, distract management from our business or require that we comply with other unfavorable terms. If any of our technologies, products or services are found to infringe, misappropriate or violate a third party's intellectual property rights, we may seek to obtain a license under such third party's intellectual property rights in order to bring an end to certain claims or actions asserted against us to continue commercializing or using such technologies, products and services. However, we may not be able to obtain such a license on commercially reasonable terms or at all. Even if we were able to obtain a license, it could be non-exclusive, thereby giving our competitors and other third parties access to the same technologies licensed to us, and it could require us to make substantial licensing and royalty payments.

Any litigation also may involve patent holding companies or other adverse patent owners that have no relevant solution revenue, and, therefore, our patent portfolio may provide little or no deterrence, as we would not be able to assert our patents against such entities or individuals. Such "non-practicing entities" and other intellectual property rights holders may attempt to assert intellectual property claims against us or seek to monetize the intellectual property rights they own to extract value through licensing or other settlements. We have in the past and may in the future be requested to and/or obligated to indemnify our customers or business partners in connection with any such litigation and to obtain licenses or refund subscription fees, which could further exhaust our resources. Even if we were to prevail in the event of claims or litigation against us, any claim or litigation regarding our technology or intellectual property, with or without merit, could be unpredictable, costly and time-consuming, and divert significant resources and the attention of our management and other employees from our business operations. Such disputes also could disrupt our Unified-CXM platform and products, which would adversely impact our client satisfaction and ability to attract customers. In the case of infringement, misappropriation or other violation caused by technology that we obtain from third parties, any indemnification or other contractual protections we obtain from such third parties, if any, may be insufficient to cover the liabilities we incur as a result of such infringement or misappropriation.

In a patent infringement claim against us, we may assert, as a defense, that we do not infringe the relevant patent claims, that the patent is invalid or both. The strength of our defenses will depend on the patents asserted, the interpretation of these patents, and our ability to invalidate the asserted patents. However, we could be unsuccessful in advancing non-infringement or invalidity arguments in our defense. In the United States, issued patents enjoy a presumption of validity, and the party challenging the validity of a patent claim must present clear and convincing evidence of invalidity, which is a high burden of proof. Conversely, the patent owner need only prove infringement by a preponderance of the evidence, which is a lower burden of proof. We also may be unaware of the intellectual property rights of others that may cover some or all of our technology. Because patent applications can take years to issue and are often afforded confidentiality for some period of time, there may currently be pending applications, unknown to us, that later result in issued patents that could cover one or more of our products. If we are required to make substantial payments or undertake any of the other actions noted above as a result of any intellectual property infringement, misappropriation or violation claims against us, such payments, costs or actions could have a material adverse effect on our competitive position, business, financial condition and results of operations.

#### **Risks Related to Litigation, Regulatory Compliance and Governmental Matters**

***We are subject to governmental export and import controls and economic sanctions laws and regulations that could impair our ability to compete in international markets and subject us to liability if we are not in full compliance with applicable laws.***

Our business activities are subject to various restrictions under U.S. export and similar laws and regulations, including the United States Department of Commerce's Export Administration Regulations and various economic and trade sanctions regulations administered by the United States Treasury Department's Office of Foreign Assets Controls. The U.S. export control laws and economic sanctions laws include restrictions or prohibitions on the sale or supply of certain products and services to certain embargoed or sanctioned countries, governments, persons and entities. In addition, we may incorporate encryption technology into certain of our offerings, and encryption offerings and the underlying technology may be exported outside of the United States only with the required export authorizations, including by license, and we cannot guarantee that any required authorization will be obtained. If we are found to be in violation of U.S. economic sanctions or export control laws, it could result in substantial fines and penalties for us and for the individuals working for us. We also may experience other adverse effects, including reputational harm and loss of access to certain markets.

In addition, various countries regulate the import of certain technology and have enacted or could enact laws that could limit our ability to provide our customers access to our Unified-CXM platform or could limit our customers' ability to access or use our Unified-CXM platform in those countries. Changes in our Unified-CXM platform or future changes in export and import regulations may prevent our customers with international operations from utilizing our Unified-CXM platform globally or, in some cases, prevent the export or import of our Unified-CXM platform to certain countries, governments or persons altogether. Any decreased use of our Unified-CXM platform or limitation on our ability to export or sell our Unified-CXM platform could adversely affect our business, results of operations and financial condition.

***Failure to comply with anti-bribery, anti-corruption and anti-money laundering laws could subject us to penalties and other adverse consequences.***

We are subject to the U.S. Foreign Corrupt Practices Act of 1977, as amended (the "FCPA"), the U.K. Bribery Act and other anti-corruption, anti-bribery and anti-money laundering laws in the jurisdictions in which we do business, both domestic and abroad. These laws generally prohibit us and our employees from improperly influencing government officials or commercial parties in order to obtain or retain business, direct business to any person or gain any advantage. The FCPA, U.K. Bribery Act and other applicable anti-bribery and anti-corruption laws also may hold us liable for acts of corruption and bribery committed by our third-party business partners, representatives and agents. In addition to our own sales force, we leverage third parties to sell our products and conduct our business abroad. We and our third-party business partners, representatives and agents may have direct or indirect interactions with officials and employees of government agencies or state-owned or affiliated entities and we may be held liable for the corrupt or other illegal activities of these third-party business partners and intermediaries, our employees, representatives, contractors, channel partners and agents, even if we do not explicitly authorize such activities. These laws also require that we keep accurate books and records and maintain internal controls and compliance procedures designed to prevent any such actions. While we have policies and procedures to address compliance with such laws, we cannot assure you that our employees and agents will not take actions in violation of our policies or applicable law, for which we may be ultimately held responsible and our exposure for violating these laws increases as our international presence expands and as we increase sales and operations in foreign jurisdictions. Any violation of the FCPA, U.K. Bribery Act or other applicable anti-bribery, anti-corruption laws and anti-money laundering laws could result in whistleblower complaints, adverse media coverage, investigations, imposition of significant legal fees, loss of export privileges, severe criminal or civil sanctions or suspension or debarment from U.S. government contracts, substantial diversion of management's attention, a decline in the market price of our Class A common stock or overall adverse consequences to our reputation and business, all of which may have an adverse effect on our results of operations and financial condition.

***Our business could be adversely impacted by changes in laws and regulations related to the Internet or changes in access to the Internet generally.***

The future success of our business depends upon the continued use of the Internet as a primary medium for communication, business applications and commerce. Federal or state government bodies or agencies have in the past adopted, and may in the future adopt, laws or regulations affecting the use of the Internet as a commercial medium. Legislators, regulators or government bodies or agencies also may make legal or regulatory changes or interpret or apply existing laws or regulations that relate to the use of the Internet in new and materially different ways. Changes in these laws, regulations or interpretations could require us to modify our Unified-CXM platform in order to comply with these changes, to incur substantial additional costs or divert resources that could otherwise be deployed to grow our business, or expose us to unanticipated civil or criminal liability, among other things.

In addition, government agencies and private organizations have imposed, and may in the future impose, additional taxes, fees or other charges for accessing the Internet or commerce conducted via the Internet. Internet access is frequently provided by companies that have significant market power and could take actions that degrade, disrupt or increase the cost of our customers' use of our Unified-CXM platform, which could negatively impact our business. In December 2017, the Federal Communications Commission ("FCC"), voted to repeal its "net neutrality" Open Internet rules, effective June 2018. The rules were designed to ensure that all online content is treated the same by internet service providers and other companies that provide broadband services. The FCC's new rules, which took effect on June 11, 2018, repealed the neutrality obligations imposed by the Open Internet rules and granted providers of broadband internet access services greater freedom to make changes to their services, including, potentially, changes that may discriminate against or harm our business. A number of parties have appealed this order, which is currently being reviewed by the United States Court of Appeals for the Federal Circuit. Should the net neutrality rules be relaxed or eliminated, we could incur greater operating expenses or our customers' use of our Unified-CXM platform could be adversely affected, either of which could harm our business and results of operations.

These developments could limit the growth of Internet-related commerce or communications generally or result in reductions in the demand for Internet-based platforms and services such as ours, increased costs to us or the disruption of our business. In addition, as the Internet continues to experience growth in the numbers of users, frequency of use and amount of data transmitted, the use of the Internet as a business tool could be adversely affected due to delays in the development or adoption of new standards and protocols to handle increased demands of Internet activity, security, reliability, cost, ease-of-use, accessibility and quality of service. The performance of the Internet and its acceptance as a business tool has been adversely affected by data security and privacy issues, and the Internet has experienced a variety of outages and other degradations as a result of damage to portions of its infrastructure. If the use of the Internet generally, or our Unified-CXM platform specifically, is adversely affected by these or other issues, we could be forced to incur substantial costs, demand for our Unified-CXM platform could decline and our results of operations and financial condition could be harmed.

**Risks Related to Privacy, Information Technology and Cybersecurity**

***Interruptions in availability or suboptimal performance associated with our technology and infrastructure may adversely affect our business, results of operations and financial condition.***

We seek to use well-architected systems and appropriate security controls to maintain the availability of our products. These controls include business continuity and disaster recovery plans, highly redundant designs of operational systems and processes, training and availability of key employees, strong contractual and technical assurances by our third-party service providers to maintain their services to us, regular tests and audits of critical systems and plans, appropriate capacity planning for current and future system and process needs, enterprise risk management, and a continuous review of our plans. Notwithstanding these efforts, we cannot ensure that our systems or those of our third-party service providers will not be vulnerable to disruptions from natural or man-made disasters or other security incidents. We are exposed to threats and resulting risks that may result in a significant disruption of our ability to deliver our products to our customers.

Our continued growth, brand, reputation and ability to attract and retain customers depend in part on the ability of our customers to access our Unified-CXM platform at any time and within an acceptable amount of time. Our Unified-CXM platform is proprietary, and we are dependent on the expertise and efforts of members of our engineering, operations and software development teams for its continued performance. We have experienced, and may in the future experience, service disruptions, outages and other performance problems due to a variety of factors, including infrastructure changes, introductions of new functionality, human or software errors, capacity constraints due to an overwhelming number of users accessing our Unified-CXM platform concurrently and denial of service attacks or other security-related incidents. Frequent or persistent interruptions in our products and services could cause customers to believe that our products and services are unreliable, leading them to switch to our competitors or to avoid our products and services. Additionally, our insurance policies may be insufficient to cover a claim made against us by any such customers affected by any errors, defects or other infrastructure problems. In some instances, we may not be able to rectify, remediate or even identify the cause or causes of these performance issues within an acceptable period of time. It may become increasingly difficult to maintain and improve our performance, especially during peak usage times, as our Unified-CXM platform becomes more complex and our user traffic increases. If our Unified-CXM platform is unavailable or if users are unable to access our Unified-CXM platform within a reasonable amount of time, or at all, our business, results of operations and financial condition would be adversely affected. Moreover, some of our customer agreements include performance guarantees and service-level standards that obligate us to provide credits or termination rights in the event of a significant disruption in the functioning of our Unified-CXM platform.

To the extent that we do not effectively address capacity constraints, upgrade our systems and data centers as needed and continually develop our technology and network architecture to accommodate actual and anticipated changes in technology or an increased user base, we may experience service interruptions and performance issues, which may result in a disruption of our products, delay the development of new products and features, result in a loss of current and future revenue, result in negative publicity and harm to our reputation, require us to pay significant penalties or fines or subject us to litigation, claims or other disputes, any of which could have an adverse effect on our business, results of operations and financial condition.

***We are subject to stringent and changing obligations related to data privacy and security. Our actual or perceived failure to comply with such obligations could lead to regulatory investigations or actions, litigation, fines and penalties, disruptions of our business operations, reputational harm, loss of revenue or profits, loss of customers or sales, and other adverse business consequences.***

In the ordinary course of business, we process confidential information and personal data. Additionally, our customers can utilize our Unified-CXM platform to use, collect, manage, store, transmit and otherwise process personal data and/or confidential information of their employees, customers, partners and other individuals. Our data processing activities subject us to numerous data privacy and security obligations, such as various laws, regulations, guidance, industry standards, external and internal privacy and security policies, contracts, and other obligations that govern the processing of confidential information by us and on our behalf.

In the United States, federal, state, and local governments have enacted numerous data privacy and security laws, including data breach notification laws, personal data privacy laws, and consumer protection laws, including wiretapping laws. For example, under various privacy laws and other obligations, we may be required to obtain certain consents to process personal data. Our inability or failure to do so could result in adverse consequences. As another example, the CCPA imposes obligations on covered businesses. These obligations include, but are not limited to, providing specific disclosures in privacy notices and affording California residents certain rights related to their personal data. The CCPA applies to the personal data of consumers, business representatives and employees, and allows for statutory fines for noncompliance (up to \$7,500 per violation) and a private right of action for certain data breaches. In addition, the CPRA establishes a new California Privacy Protection Agency to implement and enforce the CPRA, which could increase the risk of enforcement. Other states have enacted data privacy and security laws. For example, comprehensive privacy laws will take effect in Virginia, Colorado, Connecticut, and Utah in 2023. While these new laws share similarities with the CCPA, these laws, as well as other similar state or federal laws and other future changes in laws or regulations relating to data privacy and security, particularly any new or modified laws or regulations that require enhanced protection of certain types of data or new obligations with regard to data retention, transfer or disclosure, are significant, may result in further uncertainty with respect to data privacy and security issues, and will require us to incur additional costs and expenses in an effort to comply. The enactment of such laws has prompted similar legislative developments in other states, which could create the potential for a patchwork of overlapping but different state laws, as certain state laws may be more stringent, broader in scope or offer greater individual rights with respect to personal data than federal, international or other state laws, which may complicate compliance efforts. The federal government is also considering comprehensive privacy legislation. Additionally, several states and localities have enacted measures related to the use of artificial intelligence and machine learning in products and services. In Europe, there is a proposed regulation related to artificial intelligence that, if adopted, could impose onerous obligations related to the use of AI-related systems.

Outside of the United States, an increasing number of laws, regulations, and industry standards apply to data privacy and security. Some examples of these laws include the European Union's GDPR, the United Kingdom's GDPR ("UK GDPR"), Brazil's General Data Protection Law (Lei Geral de Proteção de Dados Pessoais) ("LGPD") (Law No. 13,709/2018), China's Personal Information Protection Law ("PIPL"), and Japan's Protection of Personal Information ("APPI"). These laws all impose strict requirements for processing personal data. For example, noncompliance with the GDPR carries fines of up to the greater of €20 million or 4% of global annual turnover (and under UK laws, up to the greater of £17.5 million or 4% of global annual turnover) and can result in data processing bans, other administrative penalties and litigation brought by classes of data subjects or consumer protection organizations authorized at law to represent their interests, together with associated damage to our reputation.

Europe and other jurisdictions have enacted laws requiring data to be localized or limiting the transfer of personal data to other countries. In particular, the European Economic Area ("EEA") and the UK have significantly restricted the transfer of personal data to the United States and other countries whose privacy laws it believes are inadequate. Other jurisdictions may adopt similarly stringent interpretations of their data localization and cross-border data transfer laws. Although there are currently various mechanisms that may be used to transfer personal data from the EEA and UK to the United States in compliance with law, such as the EEA and UK's standard contractual clauses, these mechanisms are subject to legal challenges, and there is no assurance that we can satisfy or rely on these measures to lawfully transfer personal data to the United States. If there is no lawful manner for us to transfer personal data from the EEA, the UK, or other jurisdictions to the United States, or if the requirements for a legally-compliant transfer are too onerous, we could face significant adverse consequences, including the interruption or degradation of our operations, the need to relocate part of or all of our business or data processing activities to other jurisdictions at significant expense, increased exposure to regulatory actions, substantial fines and penalties, the inability to transfer data and work with partners, vendors and other third parties, and injunctions against our processing or transferring of personal data necessary to operate our business. Additionally, companies that transfer personal data out of the EEA and UK to other jurisdictions, particularly to the United States, are subject to increased scrutiny from regulators, individual litigants, and activist groups. For example, some European regulators have prevented or significantly restricted some companies from transferring certain personal data out of Europe for allegedly violating the GDPR's cross-border data transfer limitations.

We may also become subject to new laws in the EEA that regulate cybersecurity and non-personal data, such as the Data Act. Depending on how these laws are interpreted, we may have to make changes to our business practices and products to comply with such obligations.

UK and European data privacy regulations in relation to electronic communications also require opt-in consent to send marketing emails or other electronic communications or use cookies and the data obtained using cookies and similar technologies for advertising, analytics and certain other purposes – activities on which our products and marketing strategies rely. Enforcement of these requirements has increased, and a new regulation proposed in the European Union, known as the ePrivacy Regulation, makes these requirements, as well as requirements around tracking technologies, such as cookies, more stringent and increase the penalties for violating them. Such restrictions could increase our exposure to regulatory enforcement action, increase our compliance costs, and adversely affect our business.

We rely on data obtained from third-party data suppliers, but the sale of data to third parties has become subject to increased regulatory scrutiny. Therefore, obtaining information from third parties carries risk to us as a data purchaser. Regulators are increasingly scrutinizing the activities of third-party data suppliers, and laws in the United States (including the CCPA) and other jurisdictions, such as Europe (including GDPR, ePrivacy Directive), are likewise regulating such activity. These laws pose additional, material compliance risks to such suppliers, and such suppliers may not be able to provide personal data in compliance with these laws. Such laws may make it so difficult for our suppliers to provide the data as the costs associated with the data materially increase. For example, some data suppliers are required to register as data brokers under California and Vermont law and file reports with regulators, which exposes them to increased scrutiny. In addition, we may face compliance risks and limitations on our ability to use certain data provided by our third-party suppliers if those suppliers have not complied with applicable privacy laws, provided appropriate notice to data subjects, obtained necessary consents, or established a legal basis for the transfer and processing of the data by us.

In addition to data privacy and security laws, our contractual obligations relating to data privacy and security have become increasingly stringent due to changes in data privacy and security and the expansion of our service offerings. For example, certain data privacy and security laws, such as the GDPR and the CCPA, require our customers to impose specific contractual restrictions on their service providers.

Apart from government activity and our customer contracts, privacy advocacy and other industry groups have established or may establish new self-regulatory standards, with which we may be contractually bound to comply. As an example, we may enter contractual relationships requiring us to comply with the Payment Card Industry Data Security Standard (“PCI DSS”). The PCI DSS requires companies to adopt certain measures to ensure the security of cardholder information, including using and maintaining firewalls, adopting proper password protections for certain devices and software, and restricting data access. Noncompliance with PCI-DSS can result in penalties ranging from \$5,000 to \$100,000 per month by credit card companies, litigation, damage to our reputation, and revenue losses.

Moreover, our customers expect us to meet voluntary certification and other standards established by third parties. Representative examples of potential certifications or standards include those from TRUSTe, the American Institute for Certified Public Accountants, or the International Standards Organization. If we are unable to maintain these certifications or meet these standards, it could adversely affect our ability to provide our solutions to certain customers and could harm our business. Furthermore, because data security and privacy are critical competitive factors in our industry, we make numerous statements in our privacy policies and terms of service, through our certifications to certain industry standards and in our marketing materials providing assurances about the security and privacy practices of our Unified-CXM platform, including detailed descriptions of security measures we employ. Although we endeavor to comply with our public statements and documentation, we may at times fail to do so or be alleged to have failed to do so. The publication of our privacy policies and other statements that provide promises and assurances about data privacy and security can subject us to potential government or legal action if they are found to be deceptive, unfair or misrepresentative of our actual practices. Should any of these statements prove to be untrue or be perceived as untrue, even though circumstances beyond our reasonable control, we may face litigation, disputes, claims, investigations, inquiries or other proceedings by the U.S. Federal Trade Commission, federal, state and foreign regulators, our customers and private litigants, which could adversely affect our business, reputation, results of operations and financial condition.

Business partners and other third parties with a strong influence on how consumers interact with our products, such as Apple, Google, Meta and Mozilla, may create new privacy controls or restrictions on their products and platforms, limiting the effectiveness of our services.

With obligations relating to data privacy and security imposing new and stringent obligations, and with substantial uncertainty over the interpretation and application of these and other obligations, we may face challenges in addressing their requirements and making necessary changes to our policies and practices, and may incur significant costs and expenses in an effort to do so. Additionally, if the third parties we work with, such as our vendors or third-party service providers, violate applicable laws, rules or regulations or our policies, such violations also may put our or our customers’ data at risk and could in turn have an adverse effect on our business. Any failure or perceived failure by us or our third-party service providers to comply with our data privacy or security obligations to customers or other third parties, or any of our other legal obligations relating to data privacy or security, may result in governmental investigations or inquiries (which have occurred in the past and may occur in the future), enforcement actions, litigation, disputes or other claims, indemnification requests, restrictions on providing our services, claims or public statements against us by privacy advocacy groups or others, adverse press and widespread negative publicity, reputational damage, significant liability or fines and the loss of the trust of our customers, any of which could have a material adverse effect on our business, results of operations and financial condition.

The costs of compliance with, and other burdens imposed by, laws, rules, regulations and other obligations relating to data privacy and security applicable to the businesses of our customers may adversely affect our customers’ ability and willingness to process information from their employees, customers and partners, which could limit the use, effectiveness and adoption of our Unified-CXM platform and reduce overall demand. Furthermore, the uncertain and shifting regulatory environment and trust climate may cause concerns regarding data privacy and may cause our customers or our customers’ customers to resist providing the data necessary to allow our customers to use our services effectively. Even the perception of privacy concerns, whether or not valid, may inhibit market adoption, effectiveness or use of our applications.

#### **Risks Related to Tax and Accounting Matters**

*Our results of operations may be harmed if we are required to collect sales or other related taxes for subscriptions to our products and services in jurisdictions in which we have not historically done so.*

Sales tax, value-added tax (“VAT”), goods and services tax (“GST”), and other similar transaction tax laws and rates differ greatly by jurisdiction and are subject to varying interpretations that may change over time. The application of these tax laws to services provided electronically is evolving. In particular, the applicability of sales taxes to our products and services in various jurisdictions is unclear.

Furthermore, an increasing number of states have considered or adopted laws that attempt to impose tax collection obligations on out-of-state companies. The Supreme Court of the United States ruled in *South Dakota v. Wayfair, Inc. et al* (“Wayfair”), that online sellers can be required to collect sales and use tax despite not having a physical presence in the buyer’s state or “economic nexus.” In response to Wayfair, or for other reasons, states or local governments have adopted and begun to enforce, and other states or local governments may adopt, or begin to enforce, laws requiring us to calculate, collect, and remit taxes on sales in their jurisdictions. Similarly, many non-U.S. jurisdictions have considered or adopted laws that impose VAT, digital service, or similar taxes, on companies despite not having a physical presence in the non-U.S. jurisdiction.

We collect sales, VAT or similar transaction taxes in a number of jurisdictions. It is possible, however, that we could face sales tax, VAT, GST or similar tax audits and that our liability for these taxes could exceed our estimates if state, local, and non-U.S. tax authorities assert that we are obligated to collect additional tax amounts from our customers and remit those taxes to those authorities. We also could be subject to audits in state, local and non-U.S. jurisdictions for which we have not accrued tax liabilities. A successful assertion by one or more states, localities or non-U.S. jurisdictions requiring us to collect taxes where we presently do not do so, or to collect more taxes in a jurisdiction in which we currently do collect some taxes, could result in substantial tax liabilities, including taxes on past sales, as well as penalties and interest. Such tax assessments, penalties, and interest, or future requirements may adversely affect our results of operations.

***Our international operations subject us to potentially adverse tax consequences.***

We generally conduct our international operations through subsidiaries and are subject to income taxes as well as non-income-based taxes, such as payroll, value-added, goods and services and other local taxes. Our domestic and international tax liabilities are subject to various jurisdictional rules regarding the calculation of taxable income in various jurisdictions worldwide based upon our business operations in those jurisdictions. Our intercompany relationships are subject to complex transfer pricing regulations administered by taxing authorities in various jurisdictions. The relevant taxing authorities may disagree with our determinations as to the value of assets sold or acquired or the income and expenses attributable to specific jurisdictions. If such a disagreement were to occur and our position were not sustained, we could be required to pay additional taxes, interest and penalties, which could result in one-time tax charges, higher effective tax rates, reduced cash flows and lower overall profitability of our operations.

***Changes in, or interpretations of, tax rules and regulations may adversely affect our effective tax rates.***

Changes in tax law (including tax rates) could affect our future results of operations. Due to the expansion of our international business activity, any such changes could increase our worldwide effective tax rate and adversely affect our business, results of operations and financial condition. For example, recent legislation in the United States, commonly referred to as the Inflation Reduction Act, enacts a minimum tax equal to 15 percent of the adjusted financial statement income of certain large U.S. corporations, for tax years beginning after December 31, 2022, as well as a one percent excise tax on stock repurchases imposed on public corporations making such repurchases after December 31, 2022. It is possible that the Inflation Reduction Act could increase our tax liability. The current or future U.S. presidential administration could propose or enact changes to U.S. tax laws that we cannot currently predict and that could materially affect our business, results of operations and financial condition. Additionally, the Organization for Economic Co-operation and Development (“OECD”) has released guidance covering various topics, including transfer pricing, country-by-country reporting and definitional changes to permanent establishment that could ultimately impact our tax liabilities as countries adopt the OECD’s guidance.

***We are subject to tax examinations of our tax returns by the Internal Revenue Service (the “IRS”), and other domestic and foreign tax authorities. An adverse outcome of any such audit or examination by the IRS or other tax authority could have a material adverse effect on our results of operations and financial condition.***

We are, and expect to continue to be, subject to audit by the IRS and other tax authorities in various domestic and foreign jurisdictions. As a result, we have received, and may in the future receive, assessments in multiple jurisdictions on various tax-related assertions. Taxing authorities also have challenged, and may in the future challenge, our tax positions and methodologies on various matters. We regularly assess the likelihood of adverse outcomes resulting from ongoing tax examinations to determine the adequacy of our provision for income taxes. These assessments can require considerable estimates and judgments. The calculation of our tax liabilities involves dealing with uncertainties in the application of complex tax laws and regulations in a variety of jurisdictions. There can be no assurance that our tax positions and methodologies are accurate or that the outcomes of ongoing and future tax examinations will not have an adverse effect on our results of operations and financial condition.

***Our ability to use our net operating losses to offset future taxable income may be subject to certain limitations.***

We have U.S. federal and state net operating loss (“NOL”) carryforwards as a result of prior period losses, some of which, if not utilized, may expire. Certain of our federal NOLs will begin to expire in fiscal year 2032 and our state NOLs began to expire in fiscal year 2023, respectively, for federal and state purposes, respectively. These net operating loss carryforwards could expire unused and be unavailable to offset future income tax liabilities, which could adversely affect our potential profitability.

In addition, under Section 382 of the Internal Revenue Code of 1986 (the “Code”), as amended, if a corporation undergoes an “ownership change,” its ability to use its pre-change net operating loss carryforwards and other tax attributes to offset its post-change taxable income or tax liability may be limited. Such an “ownership change” generally occurs if there is a greater than 50 percentage point change (by value) in our equity ownership by one or more stockholders or groups of stockholders who own at least 5% of our stock over a three-year period. We have experienced ownership changes in the past and may experience ownership changes in the future as a result of subsequent shifts in our stock ownership. As a result, if we earn net taxable income, our ability to use our pre-change net operating loss carryforwards and other pre-change tax attributes to offset U.S. federal and state taxable income or tax liability may be subject to limitations, which could potentially result in increased future tax liability to us. Furthermore, under the current U.S. federal tax laws, the amount of net operating loss carryforwards from tax years beginning after December 31, 2017 that we are permitted to use in any taxable year beginning after December 31, 2020 is limited to 80% of our taxable income in such year, where taxable income is determined without regard to the net operating loss deduction itself. Under current U.S. federal tax laws, net operating losses are generally not permitted to be carried back to prior taxable years. There is also a risk that, due to regulatory changes, such as suspensions of the use of NOLs, or other unforeseen reasons, our existing NOLs could expire or otherwise be unavailable to offset future income tax liabilities. For these reasons, we may not be able to realize a tax benefit from the use of our NOLs, whether or not we attain profitability.

***If our judgments or estimates relating to our critical accounting policies are based on assumptions that change or prove to be incorrect, our results of operations could fall below expectations of securities analysts and investors, resulting in a decline in the market price of our Class A common stock.***

The preparation of our financial statements in conformity with United States generally accepted accounting principles (“GAAP”), requires management to make judgments, estimates and assumptions that affect the amounts reported in our consolidated financial statements and related notes thereto included elsewhere in this Form 10-K. We base our estimates on historical experience and on various other assumptions that we believe to be reasonable under the circumstances, as provided in the section titled “Management’s Discussion and Analysis of Financial Condition and Results of Operations,” the results of which form the basis for making judgments about the carrying values of assets, liabilities and equity, and the amount of revenue and expenses that are not readily apparent from other sources. Our results of operations may be adversely affected if our assumptions change or if actual circumstances differ from those in our assumptions, which could cause our results of operations to fall below the expectations of securities analysts and investors, resulting in a decline in the trading price of our Class A common stock. Significant judgments, estimates and assumptions used in preparing our consolidated financial statements include, or may in the future include, those related to revenue recognition, stock-based compensation expense, income taxes, goodwill and intangible assets.

***Risks Related to Being a Public Company***

***Our management team has limited experience managing a public company.***

Members of our senior management team have limited experience managing a publicly traded company, interacting with public company investors and complying with the increasingly complex laws pertaining to public companies. Our management team may not successfully or efficiently manage the significant regulatory oversight and reporting obligations under the federal securities laws and the continuous scrutiny of securities analysts and investors applicable to public companies. These obligations and constituents will require significant attention from our senior management and could divert their attention away from the day-to-day management of our business, which could harm our business, results of operations, and financial condition.



***We will continue to incur increased costs and demands upon management as a result of complying with the laws and regulations affecting public companies, which could adversely affect our business, results of operations and financial condition.***

As a public company, and particularly now that we are no longer an emerging growth company, we have incurred and expect to continue to incur greater legal, accounting and other expenses than we incurred as a private company. For example, we are subject to the reporting requirements of the Exchange Act, the Sarbanes-Oxley Act of 2002 (the “Sarbanes-Oxley Act”), the Dodd-Frank Wall Street Reform and Consumer Protection Act of 2010 (the “Dodd-Frank Act”) and the rules and regulations of the SEC and the listing standards of the New York Stock Exchange. The Exchange Act requires, among other things, that we file annual, quarterly and current reports with respect to our business and results of operations. Compliance with these requirements has increased and will continue to increase our legal, accounting and financial compliance costs and increase demand on our systems, making some activities more time-consuming and costly. These rules and regulations make it more expensive for us to obtain director and officer liability insurance, and we may be required to accept reduced policy limits and coverage or incur substantially higher costs to maintain the same or similar coverage. As a result, it may be more difficult for us to attract and retain qualified individuals to serve on our board of directors or as our executive officers.

***If we fail to maintain an effective system of disclosure controls and internal control over financial reporting, our ability to produce timely and accurate financial statements or comply with applicable regulations could be impaired.***

As a public company, we are subject to the reporting requirements of the Exchange Act, the Sarbanes-Oxley Act, and the listing standards of the New York Stock Exchange. The Sarbanes-Oxley Act requires, among other things, that we maintain effective disclosure controls and procedures and internal control over financial reporting. We are continuing to develop and refine our disclosure controls and other procedures that are designed to ensure that information required to be disclosed by us in the reports that we file with the SEC is recorded, processed, summarized and reported within the time periods specified in SEC rules and forms and that information required to be disclosed in reports under the Exchange Act is accumulated and communicated to our principal executive and financial officers. We also are continuing to improve our internal control over financial reporting. We have expended, and anticipate that we will continue to expend, significant resources in order to maintain and improve the effectiveness of our disclosure controls and procedures and internal control over financial reporting. In addition, pursuant to Section 404 of the Sarbanes Oxley-Act, we are now required to perform system and process evaluation and testing of our internal control over financial reporting to allow our management to furnish a report on, among other things, the effectiveness of our internal control over financial reporting for the fiscal year covered by this Form 10-K, and we are also required, as of the date of this Form 10-K, to have our independent registered public accounting firm issue an opinion on the effectiveness of our internal control over financial reporting on an annual basis.

Our current controls and any new controls that we develop may become inadequate because of changes in the conditions in our business, including increased complexity resulting from our international expansion. Further, weaknesses in our disclosure controls or our internal control over financial reporting have been and may be discovered in the future. Any failure to develop or maintain effective controls, or any difficulties encountered in their implementation or improvement, could harm our results of operations or cause us to fail to meet our reporting obligations and may result in a restatement of our financial statements for prior periods. Any failure to implement and maintain effective internal control over financial reporting also could adversely affect the results of periodic management evaluations and annual independent registered public accounting firm attestation reports regarding the effectiveness of our internal control over financial reporting that we will eventually be required to include in our periodic reports that will be filed with the SEC. Ineffective disclosure controls and procedures and internal control over financial reporting also could cause investors to lose confidence in our reported financial and other information, which would likely adversely affect the market price of our Class A common stock. In addition, if we are unable to continue to meet these requirements, we may not be able to remain listed on the New York Stock Exchange.

If we are unable to assert that our internal control over financial reporting is effective, or if our independent registered public accounting firm is unable to express an opinion on the effectiveness of our internal control over financial reporting, investors could lose confidence in the reliability of our financial statements, the market price of our common shares could decline and we could be subject to sanctions or investigations by the New York Stock Exchange, the SEC or other regulatory authorities. Any failure to maintain effective disclosure controls and internal control over financial reporting could have an adverse effect on our business, results of operations and financial condition and could cause a decline in the market price of our Class A common stock.

***We have identified a material weakness in our internal control over financial reporting. If we are unable to remediate this material weakness, or if other control deficiencies are identified, we may not be able to accurately or timely report our financial condition or results of operations, which may adversely affect our ability to operate our business and investors' views of us and, as a result, the value of our Class A common stock.***

In connection with the preparation of our financial statements for the year ended January 31, 2022, we identified a material weakness in certain internal controls related to the implementation of ASU No. 2014-09, Revenue from Contracts with Customer ("ASC 606") and the ongoing monitoring of costs to obtain customer contracts considered for capitalization. Although we remediated this previously identified material weakness, in connection with the preparation of our financial statements for the year ended January 31, 2023, we identified an additional material weakness in our process to manage and record commission and bonus expense. We found that we did not design or maintain effective controls over commission expense. Specifically, we did not design and/or implement process level controls to (i) ensure sufficient user-acceptance testing was performed in the configuration of commission calculations within our commission software, (ii) identify all relevant data elements (or inputs) used in our commission calculations and (iii) ensure data inputs used in our commission calculations were complete and accurate.

We have initiated several steps to design and implement new controls to remediate this material weakness. These steps included (i) performing a detailed user acceptance testing prior to loading the commission plan calculation configurations to our commission software to ensure the system produces the intended results, (ii) ensuring each relevant data element that is an input in the commission calculations are identified, subject to an approval process and agrees to the commission software and (iii) performing recalculations of the commissions earned output from the software to ensure they are calculated in accordance with the criteria defined in our approved commission plans.

While we have designed new controls to remediate this material weakness, we are in the process of implementing and will ensure that they are in operation for a sufficient period of time before concluding on the remediation of the material weakness. We cannot assure you that the measures we have taken to date will be sufficient to remediate the material weakness we identified or avoid the identification of additional material weaknesses in the future. The material weakness will be considered remediated when our management designs and implements effective controls that operate for a sufficient period of time and management has concluded, through testing, that these controls are effective. Our management will monitor the effectiveness of its remediation plans and will make changes management determines to be appropriate. If the steps we take do not remediate the material weakness in a timely manner, there could continue to be a reasonable possibility that our internal control deficiencies or others could result in a material misstatement of our financial statements that would not be prevented or detected on a timely basis.

The existence of any material weakness, including our existing material weakness regarding our process to manage and record commission expense, or significant deficiency requires management to devote significant time and incur significant expense to remediate any such material weaknesses or significant deficiencies and management may not be able to remediate any such material weaknesses or significant deficiencies in a timely manner. The existence of any material weakness in our internal control over financial reporting also could result in errors in our financial statements that could present us from accurately or timely reporting our financial condition or results of operations, which may adversely affect our ability to operate our business and investors' views of us and, as a result, the value of our Class A common stock.

#### **Risks Related to Ownership of Our Class A Common Stock and Other General Risks**

***Our stock price may be volatile, and the value of our Class A common stock may decline.***

The market price of our Class A common stock may fluctuate or decline substantially depending on a number of factors, including those described in this "Risk Factors" section, many of which are beyond our control and may not be related to our operating performance, including:

- price and volume fluctuations in the overall stock market from time to time;
- announcements of new products, solutions or technologies, commercial relationships, acquisitions or other events by us or our competitors;
- changes in how enterprises perceive the benefits of our Unified-CXM platform and products;
- departures of key personnel;
- the public's reaction to our press releases, other public announcements and filings with the SEC;
- fluctuations in the trading volume of our shares or the size of our public float;
- sales of large blocks of our common stock;

- market manipulation, including coordinated buying or selling activities;
- actual or anticipated changes or fluctuations in our results of operations;
- whether our results of operations meet the expectations of securities analysts or investors;
- changes in actual or future expectations of investors or securities analysts;
- actual or perceived significant data breach involving our Unified-CXM platform;
- litigation involving us, our industry or both;
- governmental or regulatory actions or audits;
- regulatory developments in the United States, foreign countries or both;
- general economic, political and market conditions and overall fluctuations in the financial markets in the United States and abroad, including as a result of recent bank closures, public health crises or geographical tensions and wars, such as Russia's ongoing war with Ukraine; and
- "flash crashes," "freeze flashes" or other glitches that disrupt trading on the securities exchange on which we are listed.

The market for technology stocks and the stock market in general have recently experienced significant price and volume fluctuations that have affected and continue to affect the market prices of equity securities of many companies, including our own. These fluctuations have often been unrelated or disproportionate to the operating performance of these companies. Broad market and industry fluctuations, as well as general economic, political, regulatory and market conditions, may continue to negatively impact investor confidence and the market price of equity securities, including our Class A common stock. In the past, following periods of volatility in the trading price of a company's securities, securities class action litigation has often been brought against that company. If the market price of our Class A common stock is volatile, we may become the target of securities litigation. Securities litigation could result in substantial costs and divert our management's attention and resources from our business. This could have an adverse effect on our business, results of operations and financial condition.

***The dual class structure of our common stock as contained in our amended and restated certificate of incorporation has the effect of concentrating voting control with our executive officers and directors and their affiliates, limiting your ability to influence corporate matters.***

Our Class B common stock has ten votes per share, and our Class A common stock has one vote per share. The holders of our Class B common stock as of January 31, 2023 beneficially held approximately 55% of our outstanding capital stock, but controlled approximately 92% of the voting power of our outstanding capital stock. Therefore, the holders of Class B common stock have control over our management and affairs and over all matters requiring stockholder approval, including election of directors and significant corporate transactions, such as a merger or other sale of us or our assets, for the foreseeable future.

In addition, the holders of Class B common stock collectively will continue to be able to control all matters submitted to our stockholders for approval even if their stock holdings represent less than a majority of the outstanding shares of our common stock. This concentrated control will limit your ability to influence corporate matters for the foreseeable future, and, as a result, the market price of our Class A common stock could be adversely affected.

***Our directors, executive officers and their respective affiliates are able to exert significant control over us, which limits your ability to influence the outcome of important transactions, including a change of control.***

As of January 31, 2023, our directors, executive officers and their respective affiliates beneficially owned, in the aggregate, approximately 91.0% of our Class B common stock, and controlled approximately 84.0% of the voting power of our outstanding capital stock. As a result, our directors, executive officers and their respective affiliates, if acting together, are able to determine or significantly influence all matters requiring stockholder approval, including the elections of directors, amendments of our organizational documents and approval of any merger, sale of assets or other major corporate transaction.

These stockholders may have interests that differ from yours and may vote in a way with which you disagree and which may be adverse to your interests. This concentration of ownership will limit the ability of other stockholders to influence corporate matters and may cause us to make strategic decisions that could involve risk to holders of our Class A common stock or that may not be aligned to the interest of holders of our Class A common stock, including decisions to delay, prevent or discourage acquisition proposals or other offers for our capital stock that you may feel are in your best interest as a stockholder and ultimately could deprive you of an opportunity to receive a premium for your Class A common stock as part of a sale of our company, which in turn might adversely affect the market price of our common stock.

***We cannot predict the impact that our dual class structure may have on the market price of our Class A common stock.***

We cannot predict whether our dual class structure, combined with the concentrated control of our executive officers and directors and their affiliates, will result in a lower or more volatile market price of our Class A common stock or in adverse publicity or other adverse consequences. For example, certain index providers have announced restrictions on including companies with multiple class share structures in certain of their indices. For example, in July 2017, FTSE Russell and Standard & Poor's announced that they would cease to allow most newly public companies utilizing dual or multi-class capital structures to be included in their indices. Under the announced policies, our dual class capital structure makes us ineligible for inclusion in many indices. Given the sustained flow of investment funds into passive strategies that seek to track certain indexes, exclusion from stock indexes would likely preclude investment by many of these funds and could make our Class A common stock less attractive to other investors. As a result, the market price of our Class A common stock could be adversely affected.

***Substantial sales of our Class A common stock could depress the market price of our Class A common stock.***

The market price of our Class A common stock could decline as a result of a large number of sales of shares of such stock in the market, and the perception that these sales could occur also may depress the market price of our Class A common stock.

Sales of our Class A common stock may make it more difficult for us to sell equity securities in the future at a time and at a price that we deem appropriate. These sales also could cause the trading price of our Class A common stock to fall and make it more difficult for you to sell shares of our Class A common stock.

***If securities or industry analysts do not publish research or publish inaccurate or unfavorable research about us, our business or our market, or if they change their recommendations regarding our Class A common stock adversely, the market price and trading volume of our Class A common stock could decline.***

The market price and trading volume for our Class A common stock depends in part on the research and reports that securities or industry analysts publish about us, our business, our market or our competitors. The analysts' estimates are based upon their own opinions and are often different from our estimates or expectations. If any of the analysts who cover us change their recommendation regarding our Class A common stock adversely, provide more favorable relative recommendations about our competitors or publish inaccurate or unfavorable research about our business, the price of our securities would likely decline. If one or more securities analysts cease coverage of us or fail to publish reports on us regularly, we could lose visibility in the financial markets and demand for our securities could decrease, which could cause the price and trading volume of our Class A common stock to decline.

***Delaware law and provisions in our amended and restated certificate of incorporation and amended and restated bylaws could make a merger, tender offer or proxy contest difficult, thereby depressing the market price of our Class A common stock.***

Our status as a Delaware corporation and the anti-takeover provisions of the Delaware General Corporation Law may discourage, delay or prevent a change in control by prohibiting us from engaging in a business combination with an interested stockholder for a period of three years after the date of the transaction in which the person became an interested stockholder, even if a change of control would be beneficial to our existing stockholders. In addition, our amended and restated certificate of incorporation and amended and restated bylaws contain provisions that may make the acquisition of our company more difficult, including the following:

- vacancies on our board of directors may be filled only by our board of directors and not by stockholders;
- our board of directors is classified into three classes of directors with staggered three-year terms;
- our stockholders may only take action at a meeting of stockholders and may not take action by written consent for any matter;
- a special meeting of our stockholders may only be called by a majority of our board of directors, the chairperson of our board of directors or our Chief Executive Officer;
- advance notice procedures apply for stockholders to nominate candidates for election as directors or to bring matters before an annual meeting of stockholders;
- our amended and restated certificate of incorporation does not provide for cumulative voting;
- our amended and restated certificate of incorporation will allow stockholders to remove directors only for cause;
- certain amendments to our amended and restated certificate of incorporation will require the approval of the holders of at least 66 2/3% of our then-outstanding common stock;

- authorize undesignated preferred stock, the terms of which may be established and shares of which may be issued by our board of directors, without further action by our stockholders; and
- certain litigation against us can only be brought in Delaware.

These provisions, alone or together, could discourage, delay or prevent a transaction involving a change in control of our company. These provisions also could discourage proxy contests and make it more difficult for stockholders to elect directors of their choosing and to cause us to take other corporate actions they desire, any of which, under certain circumstances, could limit the opportunity for our stockholders to receive a premium for their shares of our capital stock, and also could affect the price that some investors are willing to pay for our Class A common stock.

***Our charter documents designate a state or federal court located within the State of Delaware as the exclusive forum for substantially all disputes between us and our stockholders, and also provide that the federal district courts are the exclusive forum for claims under the Securities Act, which could limit our stockholders' ability to choose the judicial forum for disputes with us or our directors, officers or employees.***

Our amended and restated bylaws provide that, unless we consent in writing to the selection of an alternative forum, to the fullest extent permitted by law, the sole and exclusive forum for the following types of actions and proceedings under Delaware statutory or common law: (1) any derivative action or proceeding brought on our behalf; (2) any action asserting a claim of breach of a fiduciary duty owed by any of our directors, officers or other employees to us or our stockholders; (3) any action arising pursuant to any provision of the Delaware General Corporation Law, our amended and restated certificate of incorporation or our amended and restated bylaws or (4) any other action asserting a claim that is governed by the internal affairs doctrine shall be the Court of Chancery of the State of Delaware (or, if the Court of Chancery does not have jurisdiction, the federal district court for the District of Delaware), in all cases subject to the court having jurisdiction over indispensable parties named as defendants. This exclusive forum provision will not apply to any causes of action arising under the Securities Act or the Exchange Act or any other claim for which the federal courts have exclusive jurisdiction.

In addition, our amended and restated certificate of incorporation provides that, unless we consent in writing to the selection of an alternative forum, to the fullest extent permitted by law, the federal district courts of the United States of America shall be the exclusive forum for the resolution of any complaint asserting a cause of action arising under the Securities Act. This provision is intended to benefit and may be enforced by us, our officers and directors, the underwriters to any offering giving rise to such complaint, and any other professional entity whose profession gives authority to a statement made by that person or entity and who has prepared or certified any part of the documents underlying the offering. Any person or entity purchasing or otherwise acquiring any interest in any of our securities shall be deemed to have notice of and consented to this provision. This exclusive-forum provision may limit a stockholder's ability to bring a claim in a judicial forum of its choosing for disputes with us or our directors, officers or other employees, which may discourage lawsuits against us and our directors, officers and other employees.

If a court were to find the exclusive-forum provision in our charter documents to be inapplicable or unenforceable in an action, we may incur additional costs associated with resolving the dispute in other jurisdictions, which could harm our results of operations.

***Because we do not anticipate paying any cash dividends on our capital stock in the foreseeable future, capital appreciation, if any, will be your sole source of gain.***

We have never declared or paid cash dividends on our capital stock, and we do not anticipate paying any cash dividends in the foreseeable future. We currently intend to retain future earnings, if any, to fund the development and growth of our business. In addition, the SVB Credit Facility contains, and any future credit facility or financing we obtain may contain, terms limiting the amount of dividends that may be declared or paid on our common stock. Any future determination to pay dividends will be at the discretion of our board of directors and will be dependent upon our results of operations, financial condition, capital requirements, applicable contractual restrictions and such other factors as we may deem relevant. As a result, stockholders must rely on sales of their Class A common stock after price appreciation as the only way to realize any future gains on their investment.

***Our business and operations could be negatively affected if we become subject to any securities litigation or stockholder activism.***

Our business and operations could be negatively affected if we become subject to any securities litigation or stockholder activism, which could cause us to incur significant expenses, hinder the execution of our business and growth strategy and impact the price of our Class A common stock.

In the past, securities class action litigation often has been brought against a company following a decline in the market price of its securities. In addition, stockholder activism, which could take many forms and arise in a variety of situations, has been increasing recently, and new universal proxy rules could significantly lower the cost and further increase the ease and likelihood of stockholder activism. This risk is especially relevant for us because technology companies have experienced significant stock price volatility in recent years. Volatility in our stock price or other reasons may in the future cause us to become the target of securities litigation or stockholder activism. Securities litigation and stockholder activism, including potential proxy contests, could result in substantial costs, including significant legal fees and other expenses, and divert our management and board of directors' attention and resources from our business. Additionally, securities litigation and stockholder activism could give rise to perceived uncertainties as to our future, adversely affect our relationships with customers and business partners, adversely affect our reputation, and make it more difficult to attract and retain qualified personnel. Our stock price could also be subject to significant fluctuation or otherwise be adversely affected by the events, risks and uncertainties of any securities litigation and stockholder activism.

**Item 1B. Unresolved Staff Comments**

None.

**Item 2. Properties**

Our principal executive offices are located in New York, NY, USA where we lease approximately 32,000 square feet of office space under a lease that expires in December 2023. We have other domestic offices, including Austin and San Francisco, and international offices including Bangalore, Dubai, Gurgaon, London, Paris, Singapore and Tokyo. These offices are leased, and we do not own any real property. We believe that our current facilities are adequate to meet our current needs.

**Item 3. Legal Proceedings**

From time to time, we are party to litigation and subject to claims incident to the ordinary course of business. As our growth continues, we may become party to an increasing number of litigation matters and claims. The outcome of litigation and claims cannot be predicted with certainty, and the resolution of these matters could materially affect our future results of operations, cash flows, or financial position. We are not aware of any legal proceedings that we believe could have, individually or in the aggregate, a material adverse effect on our business, results of operations, cash flows or financial position.

**Item 4. Mine Safety Disclosures**

None.

## Part II

### Item 5. Market for Registrant's Common Equity, Related Stockholder Matters and Issuer Purchases of Equity Securities

#### Market Information

Our Class A common stock has been listed on the New York Stock Exchange under the symbol “CXM” since June 23, 2021. There currently is no established public trading market for our Class B common stock, but each share of Class B common stock is convertible at any time at the option of the holder into one share of Class A common stock and is automatically converted upon sale or transfer into one share of Class A common stock.

#### Holders of Record

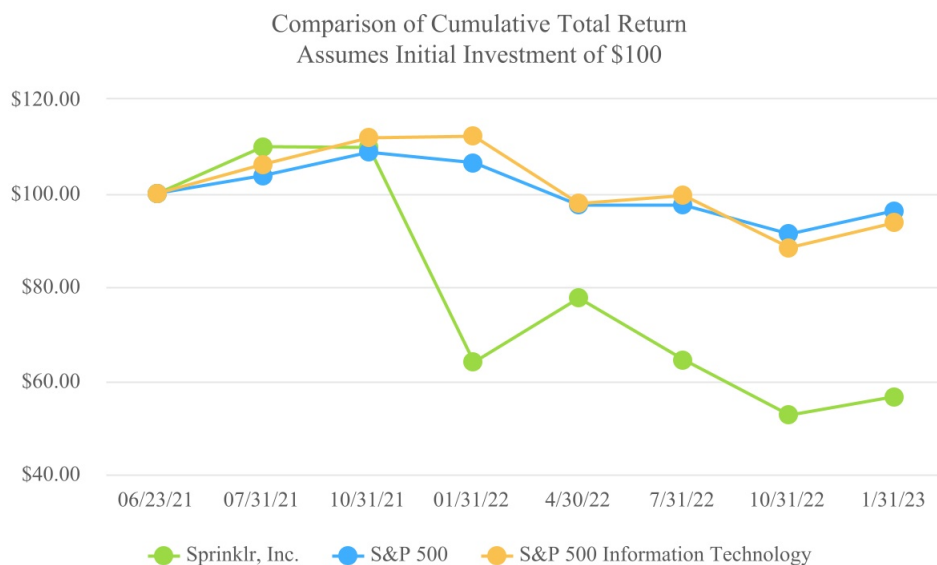
As of January 31, 2023, there were 394 and 632 stockholders of record of our Class A and Class B common stock, respectively. We believe that a substantially greater number of beneficial owners hold shares through brokers, banks and other nominees.

#### Dividend Policy

We have never declared or paid cash dividends on our capital stock. We currently intend to retain all available funds and future earnings, if any, to fund the development and expansion of our business, and we do not anticipate paying any cash dividends in the foreseeable future. Any future determination regarding the declaration and payment of dividends, if any, will be at the discretion of our board of directors and will depend on then-existing conditions, including our financial condition, operating results, contractual restrictions, capital requirements, business prospects, and other factors our board of directors may deem relevant.

#### Stock Performance Graph

The graph below shows the cumulative total return to our stockholders between June 23, 2021 (the first day on which our Class A common stock traded on the New York Stock Exchange) through January 31, 2023 in comparison to the S&P 500 Index and the S&P 500 Information Technology Index. The graph assumes (i) that \$100 was invested in each of our Class A common stock, the S&P 500 Index, and the S&P 500 Information Technology Index at their respective closing prices on June 23, 2021 and (ii) reinvestment of gross dividends. The stock price performance shown in the graph represents past performance and should not be considered an indication of future stock price performance.



*The above performance graph shall not be deemed “soliciting material” or to be “filed” with the SEC for purposes of Section 18 of the Exchange Act, or incorporated by reference into any of our filings under the Exchange Act, or the Securities Act.*

**Recent Sales of Unregistered Equity Securities**

None.

**Use of Proceeds**

In June 2021, we completed our IPO, in which we issued and sold 18,287,500 shares of our Class A common stock, including 1,662,500 shares pursuant to the exercise in full of the underwriters' option to purchase additional shares, at a public offering price of \$16.00 per share, resulting in net proceeds to us of \$276.0 million after deducting underwriting discounts, commissions and other offering expenses.

All of the shares issued and sold in the IPO were registered under the Securities Act pursuant to a registration statement on Form S-1 (File No. 333-256657) (the "Registration Statement"), which was declared effective by the SEC on June 22, 2021.

There has been no material change in the planned use of proceeds from our IPO from those disclosed in our final prospectus that forms a part of the Registration Statement and was filed with the SEC, pursuant to Rule 424(b)(4) under the Securities Act, on June 24, 2021.

**Issuer Purchases of Equity Securities**

None.

**Item 6. [Reserved]**



## Item 7. Management's Discussion and Analysis of Financial Condition and Results of Operations

*The following discussion and analysis of our financial condition and results of operations should be read in conjunction with our consolidated financial statements and related notes included elsewhere in this Form 10-K. This discussion, particularly information with respect to our future results of operations or financial condition, business strategy and plans and objectives of management for future operations, includes forward-looking statements that involve risks and uncertainties as described under the heading "Special Note Regarding Forward-Looking Statements" in this Form 10-K. You should review the disclosure under the heading "Risk Factors" in this Form 10-K for a discussion of important factors that could cause our actual results to differ materially from those anticipated in these forward-looking statements.*

*This section of our Form 10-K discusses our financial condition and results of operations for the fiscal years ended January 31, 2023, 2022 and 2021 and year-to-year comparisons between fiscal 2023 and fiscal 2022. Year-to-year comparisons between fiscal 2022 and fiscal 2021 that are not included in this Form 10-K can be found in "Management's Discussion and Analysis of Financial Condition and Results of Operations" in Part II, Item 7 of our Annual Report on Form 10-K for the fiscal year ended January 31, 2022, filed on April 11, 2022.*

### Overview

Sprinklr empowers the world's largest and most loved brands to make their customers happier.

We do this with a new category of enterprise software – Unified Customer Experience Management ("Unified-CXM") – that enables every customer-facing function across the front office, from Customer Service to Marketing, to collaborate across internal silos, communicate across digital channels, and leverage a complete suite of capabilities to deliver better, more human customer experiences at scale – all on one unified, AI-powered platform.

Our Unified-CXM platform utilizes an architecture purpose-built for managing CXM data and is powered by proprietary AI, collaborative workflow, seamless automation, broad-based listening and customer-led governance to help enterprises analyze massive amounts of unstructured and structured data.

We generate revenue from the sale of subscriptions to our Unified-CXM platform and related professional services. Our platform includes products that are licensed on a per-user basis as well as products that are licensed based on different tiers of volume.

We believe that our Unified-CXM platform is highly effective for organizations of all sizes, and we have a highly diverse group of customers across a broad array of industries and geographies. We focus primarily on selling our platform to large global enterprises, as we believe that we have significant competitive advantages attracting and serving such organizations given their complex needs and the broad capabilities our platform offers.

Our customers include global enterprises across a broad array of industries and geographies, as well as marketing agencies and government departments along with non-profit and educational institutions. Our customers are located in over 70 countries and use our platform in over 100 languages. As of January 31, 2023, we had 1,428 customers spanning organizations of a broad range of sizes and industries, including more than two-thirds of the Fortune 100 companies, compared to 1,166 customers as of January 31, 2022. We define our large customers as customers with greater than or equal to \$1.0 million in subscription revenue on a trailing 12-month basis, as of the period presented. As of January 31, 2023, we had 108 large customers compared to 82 as of January 31, 2022.

## **Key Business Metrics**

We review a number of operating and financial metrics, including the following key metrics, to evaluate our business, measure our performance, identify trends affecting our business, formulate business plans and make strategic decisions.

### ***RPO and cRPO***

Remaining Performance Obligation (“RPO”) represents contracted revenues that had not yet been recognized, and include deferred revenues and amounts that will be invoiced and recognized in future periods. Current RPO (“cRPO”) represents contracted revenue that has not yet been recognized and includes deferred revenue and amounts that will be invoiced and recognized in the next 12 months. The aggregate transaction price of RPO expected to be recognized as revenue was \$719.5 million and \$569.5 million as of January 31, 2023 and 2022, respectively. The transaction price of cRPO to be recognized as revenue in the next 12 months was \$485.2 million and \$395.0 million as of January 31, 2023 and 2022, respectively.

RPO as of January 31, 2022 has been reduced from \$586.4 million previously reported to \$569.5 million in order to correct the treatment of an immaterial number of contracts included in the calculation of RPO.

### ***Net Dollar Expansion Rate***

We believe that net dollar expansion rate (“NDE”) is an indicator of the value that our platform delivers to customers. We calculate NDE to measure our ability to retain and expand subscription revenue from our existing customers. NDE compares our subscription revenue from the same set of customers across comparable periods and reflects customer renewals, expansion, contraction and churn. We calculate NDE by dividing (i) subscription revenue in the trailing 12-month period from those customers who were on our platform during the most recent prior 12-month period by (ii) subscription revenue from the same customers in the preceding prior 12-month period. This calculation is net of upsells, contraction, cancellation or expansion during the period but excludes subscription revenue from new customers. NDE, on a trailing 12-month basis, was 123.9% and 119.8% for the 12-month periods ending January 31, 2023 and 2022, respectively.

## **Macroeconomic Considerations**

Unfavorable conditions in the economy both in the United States and abroad may negatively affect the growth of our business and our results of operations. For example, macroeconomic events, including the COVID-19 pandemic, rising inflation, the U.S. Federal Reserve raising interest rates and the Russia-Ukraine war, have led to economic uncertainty globally. Historically, during periods of economic uncertainty and downturns, businesses may slow spending on information technology, which may impact our business and our customers’ businesses.

The effect of macroeconomic conditions may not be fully reflected in our results of operations until future periods. If, however, economic uncertainty increases or the global economy worsens, our business, financial condition and results of operations may be harmed. For further discussion of the potential impacts of macroeconomic events on our business, financial condition, and operating results, see the section titled “Risk Factors.”

## **Components of Results of Operations**

### ***Revenue***

We generate revenue from the sale of subscriptions to our Unified-CXM cloud-based software platform and related professional services.

Subscription revenue consists primarily of fees from customers accessing our proprietary Unified-CXM platform, as well as related support services. Subscription revenue is generally recognized ratably over the related contract term beginning on the commencement date of each contract, which is generally the date our service is made available to customers. Our subscriptions typically have a term of one to three years. Historically, we have experienced seasonality in our sales cycle, as a large percentage of our customers make their purchases in the fourth quarter of a given fiscal year and pay us in the first quarter of the subsequent year. This seasonality may be reflected to a much lesser extent, and sometimes may not be immediately apparent, in our revenue, due to the fact that we recognize subscription revenue over the term of the applicable subscription agreement.

Professional services revenue consists of fees associated with providing services that assist our customers with the configuration and optimization of our Unified-CXM software. These fees also include managed services fees where our consultants work as part of our customers' teams to help leverage the subscription services to execute on their customer experience management goals and enablement services which consist of initial design, configuration and education services.

### ***Costs of Revenue***

#### ***Costs of Subscription Revenue***

Costs of subscription revenue consists primarily of costs to host our software platform, data costs, including cost of third-party data utilized in our platform, personnel-related expenses for our subscription and support operations personnel, including salaries, benefits, bonuses, stock-based compensation, professional fees, software costs, travel expenses, the amortization of our capitalized internal-use software and allocated overhead expenses, including facilities costs for our subscription and support operations. We expect that costs of subscription revenue will increase in absolute dollars as we expand our customer base and make continued investments in our cloud infrastructure and support organization.

#### ***Costs of Professional Services Revenue***

Costs of professional services revenue consists primarily of personnel-related expenses for our professional services personnel, professional fees, software costs, subcontractor costs, travel expenses and allocated overhead expenses, including facilities costs, for our professional services organization. We expect that our costs of professional services revenue will increase in absolute dollars as we expand our customer base.

### ***Gross Profit and Gross Margin***

Gross profit is total revenue less total costs of revenue. Gross margin is gross profit expressed as a percentage of total revenue. We expect that gross profit and gross margin will continue to be affected by various factors, including our pricing, our mix of revenues and the costs required to deliver those revenues.

Our gross margin on subscription revenue is significantly higher than our gross margin on professional services revenue, and as a result our gross margin may vary from period to period if our mix of revenue or costs of revenue fluctuates. In addition, because personnel-related expenses represent the largest component in costs of professional services revenue, we may experience changes in our professional services gross margin due to the timing of delivery of those services. We expect that our gross margin may vary from period to period and increase modestly in the long term.

### ***Operating Expense***

Our operating expense consists of research and development, sales and marketing and general and administrative expense.

#### ***Research and Development Expense***

Research and development expense consists primarily of costs relating to the maintenance, continued development and enhancement of our cloud-based software platform and includes personnel-related expense for our research and development organization, professional fees, travel expenses and allocated overhead expenses, including facilities costs. Research and development expenses are expensed as incurred, except for internal-use software development costs that qualify for capitalization. We expect research and development expenses to increase in absolute dollars as we continue to invest in enhancing and expanding the capabilities of our Unified-CXM platform.

#### *Sales and Marketing Expense*

Sales and marketing expense consists primarily of personnel-related expenses for our sales and marketing organization, professional fees, software costs, advertising, marketing, promotional and brand awareness activities, travel expenses and allocated overhead expense, including facilities costs. Sales commissions earned by our sales force are considered incremental and recoverable costs of obtaining a contract with a customer and are deferred and amortized on a straight-line basis over the expected period of benefit. We intend to continue to invest in sales and marketing to help drive the growth of our business. We continue to optimize our sales and marketing expense and seek efficiencies in our investments.

#### *General and Administrative Expense*

General and administrative expense includes personnel costs associated with administrative services, such as legal, human resources, information technology, accounting, and finance functions, as well as professional fees, software costs, travel expenses and allocated overhead expense, including facilities costs and any corporate overhead expenses not allocated to other expense categories.

We expect our general and administrative expense to increase in absolute dollars as we continue to grow our business. We also anticipate that we will incur additional costs for employees and third-party consulting services, which may cause our general and administrative expense to fluctuate as a percentage of revenue from period to period.

#### *Other Income (Expense), Net*

Other income (expense), net, consists of interest income on invested cash and cash equivalents and marketable securities, interest expense, foreign currency transaction gains and losses and other expenses and gains.

#### *Provision for Income Taxes*

Provision for income taxes consists primarily of income taxes related to foreign and U.S. jurisdictions in which we conduct business. Our annual estimated effective tax rate differed from the U.S. federal statutory rate primarily due to a full valuation allowance related to our U.S. deferred tax assets, partially offset by U.S. current state taxes and foreign tax rate differential on non-U.S. income.

## Results of Operations

The following table sets forth our consolidated statements of operations data for the periods indicated:

| (in thousands)  | Year Ended January 31, |              |             |
|---|------------------------|--------------|-------------|
|   | 2023                   | 2022         | 2021        |
| Revenue:  |                        |              |             |
| Subscription  | \$ 548,649             | \$ 427,713   | \$ 339,586  |
| Professional services                                 | 69,541                 | 64,681       | 47,344      |
| Total revenue   | 618,190                | 492,394      | 386,930     |
| Costs of revenue:                                     |                        |              |             |
| Costs of subscription <sup>(1)</sup>                  | 102,276                | 89,896       | 77,033      |
| Costs of professional services <sup>(1)</sup>         | 61,449                 | 57,655       | 45,049      |
| Total costs of revenue                                | 163,725                | 147,551      | 122,082     |
| Gross profit  | 454,465                | 344,843      | 264,848     |
| Operating expense:                                    |                        |              |             |
| Research and development <sup>(1)</sup>               | 76,658                 | 60,591       | 40,280      |
| Sales and marketing <sup>(1)(2)</sup>                 | 336,719                | 286,963      | 185,797     |
| General and administrative <sup>(1)</sup>             | 92,312                 | 84,759       | 64,348      |
| Litigation settlement                                 | —                      | 12,000       | —           |
| Total operating expense                               | 505,689                | 444,313      | 290,425     |
| Operating loss  | (51,224)               | (99,470)     | (25,577)    |
| Other income (expense), net                           | 3,756                  | (5,084)      | (8,616)     |
| Loss before provision for income taxes                | (47,468)               | (104,554)    | (34,193)    |
| Provision for income taxes                            | 8,274                  | 6,916        | 3,777       |
| Net loss  | (55,742)               | (111,470)    | (37,970)    |
| Deemed dividend in relation to tender offer           | —                      | —            | (600)       |
| Net loss attributable to Sprinklr common stockholders | \$ (55,742)            | \$ (111,470) | \$ (38,570) |

<sup>(1)</sup>Includes stock-based compensation, net of amounts capitalized, as follows:

| (in thousands)                                       | Year Ended January 31, |           |           |
|--|------------------------|-----------|-----------|
|  | 2023                   | 2022      | 2021      |
| Cost of subscription                                 | \$ 1,528               | \$ 1,794  | \$ 2,012  |
| Cost of professional services                        | 2,249                  | 2,448     | 1,658     |
| Research and development                             | 10,678                 | 6,417     | 4,804     |
| Sales and marketing                                  | 26,651                 | 19,929    | 14,976    |
| General and administrative                           | 14,411                 | 19,543    | 21,619    |
| Stock-based compensation, net of amounts capitalized | \$ 55,517              | \$ 50,131 | \$ 45,069 |

<sup>(2)</sup>Includes amortization of acquired intangible assets as follows:

| (in thousands)                             | Year Ended January 31, |        |        |
|--|------------------------|--------|--------|
|  | 2023                   | 2022   | 2021   |
| Sales and marketing                        | \$ 475                 | \$ 412 | \$ 626 |
| Amortization of acquired intangible assets | \$ 475                 | \$ 412 | \$ 626 |

The following table sets forth our consolidated statements of operations data expressed as a percentage of total revenue:

|   | Year Ended January 31, |       |       |
|---|------------------------|-------|-------|
|   | 2023                   | 2022  | 2021  |
| <b>Revenue:</b>                                       |                        |       |       |
| Subscription  | 89 %                   | 87 %  | 88 %  |
| Professional services                                 | 11 %                   | 13 %  | 12 %  |
| Total revenue   | 100 %                  | 100 % | 100 % |
| <b>Costs of revenue:</b>                              |                        |       |       |
| Costs of subscription                                 | 17 %                   | 18 %  | 20 %  |
| Costs of professional services                        | 10 %                   | 12 %  | 12 %  |
| Total costs of revenue                                | 26 %                   | 30 %  | 32 %  |
| <b>Operating expense:</b>                             |                        |       |       |
| Research and development                              | 12 %                   | 12 %  | 10 %  |
| Sales and marketing                                   | 54 %                   | 58 %  | 48 %  |
| General and administrative                            | 15 %                   | 17 %  | 17 %  |
| Litigation settlement                                 | 0 %                    | 2 %   | 0 %   |
| Total operating expense                               | 82 %                   | 88 %  | 75 %  |
| Operating loss  | (8)%                   | (20)% | (7)%  |
| Other income (expense), net                           | 1 %                    | (1)%  | (2)%  |
| Loss before provision for income taxes                | (8)%                   | (21)% | (9)%  |
| Provision for income taxes                            | 1 %                    | 1 %   | 1 %   |
| Net loss  | (9)%                   | (23)% | (10)% |
| Deemed dividend in relation to tender offer           | 0 %                    | 0 %   | 0 %   |
| Net loss attributable to Sprinklr common stockholders | (9)%                   | (23)% | (10)% |

#### Comparison of Fiscal Years Ended January 31, 2023 and 2022

##### Revenue

| (in thousands)        | Year Ended January 31, |            | \$ Change  | % Change |
|-----------------------|------------------------|------------|------------|----------|
|                       | 2023                   | 2022       |            |          |
| Subscription          | \$ 548,649             | \$ 427,713 | \$ 120,936 | 28 %     |
| Professional services | 69,541                 | 64,681     | 4,860      | 8 %      |
| Total revenue         | \$ 618,190             | \$ 492,394 | \$ 125,796 | 26 %     |

Total revenue increased \$125.8 million, or 26%, in fiscal year 2023, compared to fiscal year 2022, and was comprised of an increase in subscription revenue of \$120.9 million, or 28%, and an increase in professional services of \$4.9 million, or 8%.

The increase in subscription revenue for the fiscal year 2023, compared to the fiscal year 2022, was due primarily to (i) increased demand for our solutions from new customers and (ii) an increase in revenue from existing customers driven by the purchase of additional quantities of current subscription solutions and additional add-on solutions within our platform.

The increase in professional services revenues for the fiscal year 2023, compared to the fiscal year 2022, was primarily due to an increase in implementation and managed services performed during the fiscal year 2023, compared to the fiscal year 2022.

### Costs of Revenue and Gross Margin

| (in thousands)                         | Year Ended January 31, |            | \$ Change | % Change |
|--|------------------------|------------|-----------|----------|
|  | 2023                   | 2022       |           |          |
| Costs of subscription revenue          | \$ 102,276             | \$ 89,896  | \$ 12,380 | 14 %     |
| Costs of professional services revenue | 61,449                 | 57,655     | 3,794     | 7 %      |
| Total costs of revenue                 | \$ 163,725             | \$ 147,551 | \$ 16,174 | 11 %     |
| Gross margin - subscription            | 81 %                   | 79 %       |           |          |
| Gross margin - professional services   | 12 %                   | 11 %       |           |          |

Total costs of revenue increased \$16.2 million, or 11%, in fiscal year 2023, compared to fiscal year 2022, and was comprised of an increase in costs of subscription revenue of \$12.4 million, or 14%, and an increase in costs of professional services of \$3.8 million, or 7%.

Costs of subscription revenue was \$102.3 million for the fiscal year 2023, compared to \$89.9 million for the fiscal year 2022. The increase in cost of subscription revenue was due primarily to higher costs related to third-party cloud infrastructure necessary to meet our increased customer demand, which included a combined \$10.6 million increase in costs to host our software platform and our data costs. Also contributing to this increase in costs of subscription revenue was an increase of \$2.5 million in amortization of capitalized research and development costs.

Costs of professional services revenue was \$61.4 million for the fiscal year 2023, compared to \$57.7 million for the fiscal year 2022. The increase in cost of professional services revenue was due primarily to increases in personnel costs of \$1.7 million due to increased headcount of professional services employees and a \$1.1 million increase in subcontractor costs.

Gross margin for subscription increased by 2 percentage points, primarily driven by the year-over-year growth in subscription revenue. Gross margin for professional services remained flat year-over-year as professional services revenue moved in-line with cost of services.

### Research and Development Expense

| (in thousands)           | Year Ended January 31, |           | \$ Change | % Change |
|--------------------------|------------------------|-----------|-----------|----------|
|                          | 2023                   | 2022      |           |          |
| Research and development | \$ 76,658              | \$ 60,591 | \$ 16,067 | 27 %     |
| % of revenue             | 12 %                   | 12 %      |           |          |

Research and development expense increased \$16.1 million, or 27%, in fiscal year 2023, compared to fiscal year 2022. The increase was primarily due to a \$18.6 million increase in research and development personnel costs driven by increased headcount of research and development employees as we continue to add to and enhance our product, which included a \$6.1 million increase in stock-based compensation. The increase to research and development personnel costs was partially offset by a \$4.1 million increase in research and development costs that were capitalized.

### Sales and Marketing Expense

| (in thousands)      | Year Ended January 31, |            | \$ Change | % Change |
|---------------------|------------------------|------------|-----------|----------|
|                     | 2023                   | 2022       |           |          |
| Sales and marketing | \$ 336,719             | \$ 286,963 | \$ 49,756 | 17 %     |
| % of revenue        | 54 %                   | 58 %       |           |          |

Sales and marketing expense increased \$49.8 million, or 17%, in fiscal year 2023, compared to fiscal year 2022. The increase was primarily due to a \$38.1 million increase in personnel costs driven by increased headcount of sales and marketing employees to support growth, which included a \$7.2 million increase in benefits, a \$6.7 million increase in stock-based compensation and a \$4.5 million increase in commissions and bonuses associated with an increase in customer contracts and revenue growth. Also contributing to the increase in sales and marketing expense was a combined increase of \$8.6 million associated with increases in rent and facilities costs due to new leases entered into in fiscal 2023 and travel-related costs due to return to office and in-person meetings.

### General and Administrative Expense

| (in thousands)             | Year Ended January 31, |           | \$ Change | % Change |
|----------------------------|------------------------|-----------|-----------|----------|
|                            | 2023                   | 2022      |           |          |
| General and administrative | \$ 92,312              | \$ 84,759 | \$ 7,553  | 9 %      |
| % of revenue               | 15 %                   | 17 %      |           |          |

General and administrative expenses increased \$7.6 million, or 9%, in fiscal year 2023, compared to fiscal year 2022. The increase was primarily due to a \$8.2 million increase in general and administrative employee personnel costs, including benefits, as well as a combined increase of \$4.0 million in insurance and software-related costs. These increases were partially offset by a \$5.1 million decrease in stock-based compensation related to a one-time acceleration of stock-based compensation in fiscal year 2022. There was not a corresponding acceleration of stock-based compensation recognized in fiscal year 2023.

### Litigation Settlement

| (in thousands)        | Year Ended January 31, |           | \$ Change   | % Change |
|-----------------------|------------------------|-----------|-------------|----------|
|                       | 2023                   | 2022      |             |          |
| Litigation settlement | \$ —                   | \$ 12,000 | \$ (12,000) | N/M      |
| % of revenue          | — %                    | 2 %       |             |          |

In 2022 we agreed to settle all outstanding claims for a total amount of \$12.0 million with Opal Labs Inc. (“Opal”) with respect to Opal’s complaints alleging breach of contract and violation of Oregon’s Uniform Trade Secrets Act. The settlement was recorded as a one-time operating expense charge in the fiscal year 2022. There were no litigation settlements accrued for during fiscal year 2023.

### Other Income (Expense), Net

| (in thousands)              | Year Ended January 31, |            | \$ Change | % Change |
|-----------------------------|------------------------|------------|-----------|----------|
|                             | 2023                   | 2022       |           |          |
| Other income (expense), net | \$ 3,756               | \$ (5,084) | \$ 8,840  | (174) %  |
| % of revenue                | 1 %                    | (1) %      |           |          |

Other income of \$3.8 million in fiscal year 2023 was primarily attributable to \$8.2 million of interest income, net earned on money market and short-term investment accounts, partially offset by \$4.7 million in net foreign currency transaction losses. Other expense in fiscal year 2022 was primarily attributable to \$3.2 million of paid in kind interest expense related to the historical senior subordinated convertible notes and \$1.6 million in foreign currency transaction losses.

### Provision for Income Taxes

| (in thousands)             | Year Ended January 31, |          | \$ Change | % Change |
|----------------------------|------------------------|----------|-----------|----------|
|                            | 2023                   | 2022     |           |          |
| Provision for income taxes | \$ 8,274               | \$ 6,916 | \$ 1,358  | 20 %     |

Provision for income taxes increased \$1.4 million, or 20%, in fiscal year 2023, compared to fiscal year 2022. The increase was related to higher foreign income tax liability on our non-U.S. subsidiaries.



## Non-GAAP Financial Measures

In addition to our results determined in accordance with GAAP, we believe the following non-GAAP financial measures are useful in evaluating our operating performance:

- Non-GAAP gross profit and non-GAAP gross margin
- Non-GAAP operating (loss) income and non-GAAP operating margin
- Non-GAAP net (loss) income and non-GAAP net (loss) income per share

We define these non-GAAP financial measures as the respective GAAP measures, excluding, as applicable, stock-based compensation expense-related charges, charges on litigation settlements and amortization of acquired intangible assets. We believe that it is useful to exclude stock-based compensation expense-related charges and amortization of acquired intangible assets in order to better understand the long-term performance of our core business and to facilitate comparison of our results to those of peer companies over multiple periods. We also exclude charges on litigation settlements that are considered to be non-ordinary course as we do not consider such losses to be indicative of our core business. We calculate non-GAAP net (loss) income per share by using non-GAAP net (loss) income divided by basic weighted average shares for the period regardless of whether we are in a non-GAAP net (loss) or income position and assuming that all potentially dilutive securities are anti-dilutive.

In addition, we believe free cash flow and adjusted free cash flow are also useful non-GAAP financial measures. Free cash flow is defined as net cash provided by (used in) operating activities less cash used for purchases of property and equipment and capitalized internal-use software. Adjusted free cash flow is defined as free cash flow adjusted for litigation settlement costs. We believe that free cash flow and adjusted free cash flow are useful indicators of liquidity as they measure our ability to generate cash, or our need to access additional sources of cash, to fund operations and investments. We expect our free cash flow to fluctuate in future periods with changes in our operating expenses and as we continue to invest in our growth. We typically experience higher billings in the fourth quarter compared to other quarters and experience higher collections of accounts receivable in the first half of the year, which results in a decrease in accounts receivable in the first half of the year.

However, non-GAAP financial measures have limitations in their usefulness to investors because they have no standardized meaning prescribed by GAAP and are not prepared under any comprehensive set of accounting rules or principles. In addition, other companies, including companies in our industry, may calculate similarly titled non-GAAP financial measures differently or may use other measures to evaluate their performance, all of which could reduce the usefulness of our non-GAAP financial measures as tools for comparison. As a result, our non-GAAP financial measures are presented for supplemental informational purposes only and should not be considered in isolation or as a substitute for our consolidated financial statements presented in accordance with GAAP.

A reconciliation is provided below for each non-GAAP financial measure to the most directly comparable financial measure stated in accordance with GAAP:

| (in thousands)   | Year Ended January 31, |              |             |
|--|------------------------|--------------|-------------|
|  | 2023                   | 2022         | 2021        |
| <b>Non-GAAP gross profit:</b>  |                        |              |             |
| GAAP gross profit  | \$ 454,465             | \$ 344,843   | \$ 264,848  |
| Stock-based compensation expense and related charges <sup>(1)</sup>  | 3,861                  | 4,355        | 3,670       |
| Non-GAAP gross profit  | \$ 458,326             | \$ 349,198   | \$ 268,518  |
| Gross margin   | 74 %                   | 70 %         | 68 %        |
| Non-GAAP gross margin  | 74 %                   | 71 %         | 69 %        |
| <b>Non-GAAP operating (loss) income:</b>   |                        |              |             |
| GAAP operating loss  | \$ (51,224)            | \$ (99,470)  | \$ (25,577) |
| Stock-based compensation expense and related charges <sup>(2)</sup>  | 56,704                 | 51,552       | 45,069      |
| Litigation settlement <sup>(3)</sup>   | —                      | 12,000       | —           |
| Amortization of acquired intangible assets   | 475                    | 412          | 626         |
| Non-GAAP operating (loss) income   | \$ 5,955               | \$ (35,506)  | \$ 20,118   |
| Operating margin   | (8)%                   | (20)%        | (7)%        |
| Non-GAAP operating margin  | 1 %                    | (7)%         | 5 %         |
| <b>Non-GAAP net (loss) income and net (loss) income per share:</b>   |                        |              |             |
| GAAP net loss:   | \$ (55,742)            | \$ (111,470) | \$ (38,570) |
| Stock-based compensation expense and related charges <sup>(2)</sup>  | 56,704                 | 51,552       | 45,069      |
| Litigation settlement <sup>(3)</sup>   | —                      | 12,000       | —           |
| Amortization of acquired intangible assets   | 475                    | 412          | 626         |
| Non-GAAP net (loss) income   | \$ 1,437               | \$ (47,506)  | \$ 7,125    |
| Less: amounts allocated to participating securities  | —                      | —            | (3,884)     |
| Non-GAAP net (loss) income attributable to Class A and Class B common stockholders   | \$ 1,437               | \$ (47,506)  | \$ 3,241    |
| Weighted-average shares outstanding used in computing net (loss) income per share attributable to Class A and Class B common stockholders, basic and diluted | 259,530                | 195,020      | 90,378      |
| Non-GAAP net (loss) income per common share attributable to Class A and Class B common stockholders, basic and diluted                                       | \$ 0.01                | \$ (0.24)    | \$ 0.04     |
| <b>Free cash flow:</b>   |                        |              |             |
| Net cash (used in) provided by operating activities  | \$ 26,660              | \$ (32,922)  | \$ 7,311    |
| Purchases of property and equipment  | (6,091)                | (6,148)      | (2,701)     |
| Capitalized internal-use software  | (10,358)               | (6,258)      | (3,783)     |
| Free cash flow   | \$ 10,211              | \$ (45,328)  | \$ 827      |
| Litigation settlement <sup>(3)</sup>   | 12,000                 | —            | —           |
| Adjusted free cash flow  | \$ 22,211              | \$ (45,328)  | \$ 827      |

<sup>(1)</sup> Includes \$0.1 million and \$0.1 million of employer payroll tax related to stock-based compensation expense for the years ended January 31, 2023 and 2022, respectively.

<sup>(2)</sup> Includes \$1.2 million and \$1.4 million of employer payroll tax related to stock-based compensation expense for the years ended January 31, 2023 and 2022, respectively.

<sup>(3)</sup> On February 25, 2022, we and Opal agreed to settle all outstanding claims with respect to Opal's complaints alleging breach of contract and violation of Oregon's Uniform Trade Secrets Act, among other claims. The settlement amount was recorded as a one-time operating expense charge in fiscal year 2022, which was paid in fiscal year 2023.

## **Liquidity and Capital Resources**

### ***Overview***

As of January 31, 2023, our principal sources of liquidity were \$188.4 million of cash and cash equivalents, \$390.2 million of highly liquid marketable securities and an available line of credit of \$50.0 million under our revolving credit facility. We believe that our existing cash and cash equivalents, marketable securities and cash from operations will be sufficient to meet our working capital needs, capital expenditures and financing obligations for at least the next 12 months and over the long-term. The majority of our cash is held in the United States and we do not anticipate a need to repatriate cash held outside of the United States. Further, it is our intent to indefinitely reinvest these funds outside the United States, and, therefore, we have not provided for any United States income taxes.

On June 25, 2021, we completed our IPO, in which we issued and sold 16,625,000 shares of our Class A common stock at a public offering price of \$16.00 per share. On July 1, 2021, the underwriters' option to purchase 1,662,500 additional shares of Class A common stock was exercised in full. We received net proceeds of \$276.0 million after deducting underwriting discounts and commissions and other offering expenses.

### ***SVB Credit Facility***

We maintain a credit agreement with Silicon Valley Bank (the "SVB Credit Facility"). Under the most recent amended terms of the SVB Credit Facility, we can borrow up to \$50.0 million on our revolving credit loan facility at the higher of prime interest rate or federal funds effective rate plus 0.50%, provided that in no event shall the total interest rate be less than 5.50%. The SVB Credit Facility, which expires on January 31, 2026, requires that we maintain a monthly adjusted quick ratio of no less than 1.25:1.00. As of January 31, 2023, we had a sub-limit of \$15.0 million letters of credit available under the SVB Credit Facility, of which \$4.6 million was issued.

On March 23, 2023, we provided notice to Silicon Valley Bank of our intent to terminate the SVB Credit Facility. The \$4.6 million in letters of credit that were previously issued under the SVB Credit Facility as of January 31, 2023 will remain outstanding if the SVB Credit Facility is terminated.

### ***Material Cash Requirements***

Our expected material cash requirements comprise of contractually obligated expenditures. We have agreements in place with data and service providers that require us to make certain minimum guaranteed purchase commitments through fiscal year 2026 which totaled \$220.9 million as of January 31, 2023. This amount includes a new purchase commitment entered into in June 2022 with a data and service provider for total minimum guaranteed purchase commitment of \$60.0 million over 5 years. As of January 31, 2023, the remaining purchase commitment on this agreement was \$52.0 million. We had no other material changes to the purchase commitments during fiscal 2023. In addition, we lease certain office facilities under operating lease arrangements that expire on various dates through fiscal year 2027.

### ***Future Funding Requirements***

Our future capital requirements will depend on many factors, including our growth rate, the expansion of our direct sales force, strategic relationships and international operations, the timing and extent of spending to support research and development efforts and the continuing market acceptance of our solutions. We historically have expanded our business in part by investing in strategic growth initiatives, including acquisitions of products, technologies and businesses. We may finance such acquisitions using cash, debt, stock or a combination of the foregoing; however, we have used cash and stock as consideration for substantially all of our historical business acquisitions. We continually examine our options with respect to terms and sources of existing and future short-term and long-term capital resources to enhance our operating results and to ensure that we retain financial flexibility, and may from time to time elect to raise capital through the issuance of additional equity or the incurrence of additional debt. Sales of additional equity could result in dilution to our stockholders. If we raise funds by borrowing from third parties, the terms of those financing arrangements would require us to incur interest expense and may include negative covenants or other restrictions on our business that could impair our operating flexibility. We can provide no assurance that financing will be available at all or, if available, that we would be able to obtain financing on terms favorable to us. If we are unable to raise additional capital when needed, we would be required to curtail our operating activities and capital expenditures, and our business operating results and financial condition would be adversely affected.

## Cash Flows

The following table shows a summary of our cash flows for the periods indicated:

| (in thousands)                                      | Year Ended January 31, |             |              |
|---|------------------------|-------------|--------------|
|   | 2023                   | 2022        | 2021         |
| Net cash provided by (used in) operating activities | \$ 26,660              | \$ (32,922) | \$ 7,311     |
| Net cash used in investing activities               | \$ (193,494)           | \$ (15,650) | \$ (219,457) |
| Net cash provided by financing activities           | \$ 34,971              | \$ 303,132  | \$ 269,784   |

Our net loss and cash flows provided by (used in) operating activities are influenced significantly by our investments in headcount to support growth and in costs of revenue to deliver our services. In fiscal year 2023, our net loss improved as a result of our increased subscription revenue and related billings, as well as the amount of non-cash charges that we incur. Non-cash charges primarily include depreciation and amortization, stock-based compensation, and non-cash lease expense. Our largest source of operating cash is cash collections from customers using our Unified-CXM Platform and related services. Our primary uses of cash from operating activities are for employee-related costs, costs to deliver our revenue and marketing expenses.

We expect our free cash flow to fluctuate in future periods with changes in our operating expenses and as we continue to invest in our growth. We typically experience higher billings in the fourth quarter compared to other quarters, primarily due to higher renewal activity, and experience higher collections of accounts receivable in the first half of the year, which results in a decrease in accounts receivable in the first half of the year.

### Operating Activities

For the fiscal year 2023, cash provided by operating activities was \$26.7 million resulting from net loss of \$55.7 million offset by net non-cash expenses of \$75.7 million and \$6.7 million net cash flows provided as a result of changes in operating assets and liabilities. The \$6.7 million of net cash flows provided as a result of changes in operating assets and liabilities reflected a \$41.5 million increase in deferred revenue resulting primarily from increased billings for subscriptions, a \$29.1 million decrease in prepaid expenses and other current assets driven by larger prepaid contracts in the prior fiscal year and a \$14.5 million increase in accounts payable largely due to the timing of payments due. These changes were partially offset by a \$44.8 million increase in accounts receivable due to increased billings, a \$24.4 million increase in other non-current assets driven by an increase in capitalized commissions and the \$12.0 million litigation settlement paid in March 2022.

For the fiscal year 2022, cash used in operating activities was \$32.9 million resulting from net loss of \$111.5 million offset by net non-cash expenses of \$72.2 million and \$6.3 million net cash flow provided as a result of changes in operating assets and liabilities. The \$6.3 million of net cash flows provided as a result of changes in operating assets and liabilities reflected a \$43.4 million increase in deferred revenue resulting primarily from increased billings for subscriptions and a \$25.5 million increase in accrued expenses and other current liabilities, partially offset by a \$47.1 million increase in accounts receivable due to increased billings and a \$6.8 million increase in other non-current assets.

For the fiscal year 2021, cash provided by operating activities was \$7.3 million resulting from net non-cash expenses of \$55.2 million largely offset by net loss of \$38.0 million and \$9.9 million net cash flow used as a result of changes in operating assets and liabilities. The \$9.9 million of net cash flows used as a result of changes in our operating assets and liabilities reflected a \$28.7 million increase in prepaid expenses primarily associated with higher prepayments for data center operations costs and data costs and a \$9.8 million increase in accounts receivable due to increased billings, partially offset by a \$17.5 million increase in deferred revenue resulting primarily from increased billings for subscriptions and a \$12.3 million increase in accrued expenses and other current liabilities.

### Investing Activities

For the fiscal year 2023, net cash used in investing activities of \$193.5 million was related to \$816.7 million of purchases of marketable securities, \$10.4 million in capitalized internal-use software costs and \$6.1 million in capital expenditures. These cash outflows were largely offset by \$636.8 million of cash from maturities of marketable securities and \$2.8 million of sales of marketable securities.

For the fiscal year 2022, net cash used in investing activities of \$15.7 million was related to \$267.8 million of purchases of marketable securities, \$6.3 million in capitalized internal-use software costs, \$6.1 million in capital expenditures, and \$3.6 million of cash paid to acquire a privately held company. These cash outflows were largely offset by \$211.6 million of cash from maturities of marketable securities and \$56.7 million of sales of marketable securities.

For the fiscal year 2021, net cash used in investing activities of \$219.5 million was related to \$213.0 million of cash paid for marketable securities, purchase of property and equipment of \$2.7 million and the capitalization of internal-use software of \$3.8 million.

#### *Financing Activities*

Our financing activities consist primarily of proceeds from debt and equity financings and exercises of stock options, offset by repayments of debt and repurchase of capital stock.

For the fiscal year 2023, net cash provided by financing activities was primarily due to proceeds from the exercise of stock options of \$24.7 million as well as \$10.2 million from the purchase of common stock through our ESPP.

For the fiscal year 2022, net cash provided by financing activities of \$303.1 million was primarily due to our IPO in which we received total net proceeds of \$276.0 million, after deducting underwriting discounts and commissions and other offering expenses. In addition, there were proceeds from the exercise of stock options of \$20.1 million as well as \$7.1 million from the purchase of common stock through our ESPP.

For the fiscal year 2021, net cash provided by financing activities of \$269.8 million was due to \$191.8 million of proceeds from issuance of convertible preferred stock, \$73.4 million of proceeds from the convertible note, \$16.3 million of proceeds from exercises of stock options and \$7.6 million of proceeds from issuance of stock warrants, partially offset by preferred and common stock repurchases of \$12.4 million and \$5.9 million, respectively, each in connection with a tender offer transaction, and payment of debt and equity issuance costs of \$0.5 million.

#### **Critical Accounting Estimates**

Our consolidated financial statements have been prepared in accordance with GAAP. The preparation of the consolidated financial statements in conformity with GAAP requires management to make estimates and assumptions that affect the reported amounts of assets, liabilities and disclosure of contingent assets and liabilities at the date of the consolidated financial statements and the reported amounts of revenue and expenses during the reporting periods.

Critical accounting estimates are those estimates that, in accordance with GAAP, involve a significant level of estimation uncertainty and have had or are reasonably likely to have a material impact on our consolidated financial statements. Management has determined that our most critical accounting estimates are those relating to revenue recognition and stock-based compensation expense, including historical common stock valuations and performance-based award valuations. We evaluate our estimates and assumptions on an ongoing basis using historical experience and other factors and adjust those estimates and assumptions when facts and circumstances dictate. Actual results could differ materially from those estimates and assumptions.

Our significant accounting policies are more fully described in Note 2, *Basis of Presentation and Summary of Significant Accounting Policies*, in our consolidated financial statements included elsewhere in this Form 10-K.

#### **Revenue Recognition**

At times, revenue recognition requires judgment, especially for our arrangements that include multiple performance obligations, or deliverables, such as arrangements that include promises to transfer multiple subscription services, premium support, professional services and managed services. A performance obligation is a promise in a contract with a customer to transfer products or services that are distinct. Determining whether products and services are distinct performance obligations that should be accounted for separately or combined as one unit of accounting may require judgment.

Subscription services are distinct as such offerings are often sold separately. In determining whether professional services are distinct, we consider the following factors for each professional services agreement: availability of the services from other vendors, the nature of the professional services, the timing of when the professional services contract was signed in comparison to the subscription start date and the contractual dependence of the service on the customer's satisfaction with the professional services work. To date, we have concluded that professional services included in contracts with multiple performance obligations are generally distinct.

The determination of standalone selling price ("SSP") for each distinct performance obligation requires judgement. We rarely sell our enterprise cloud software products and services as readily observable standalone sales, so we are required to estimate the SSP for each performance obligation. In the determination of the SSP, we use information that includes contractually stated prices, size of the arrangement, renewal contracts, list prices and internal discounting tables. Based on these results, the estimated SSP is set for each distinct product or service delivered to customers. As our go-to-market strategies evolve, we may modify our pricing strategies in the future, which could result in changes to SSP.

There were no material changes in the estimates or assumptions used to recognize revenue during the year ended January 31, 2023.

### ***Stock-Based Compensation***

We measure and record the expense related to stock-based awards based upon the fair value at the date of grant. We estimate the grant date fair value of each common stock option using the Black-Scholes Merton method, which requires the input of subjective assumptions and management's best estimates. The assumptions used, including (i) fair value of the underlying common stock, (ii) expected volatility, (iii) expected term, (iv) risk-free interest rate and (v) dividend yield, and how they are estimated is detailed within Note 12, *Stock-Based Compensation*, to our Consolidated Financial Statements included in "Part II, Item 8. Financial Statements" of this Form 10-K. There were no options granted during fiscal 2023.

#### ***Historical Common Stock Valuations***

For all periods prior to the IPO, the fair values of our common stock were determined by our board of directors, with input from management and taking into account our most recent valuations from an independent third-party valuation specialist. Given the absence of a public trading market for our common stock, our board of directors exercised reasonable judgment and considered a number of objective and subjective factors to determine the best estimate of the fair value of our common stock, including our stage of development; the rights, preferences and privileges of our convertible preferred stock relative to those of our common stock; our financial condition and operating results, including our levels of available capital resources; equity market conditions affecting comparable public companies; general U.S. market conditions; recent secondary stock sales and a tender offer and the lack of marketability of our common stock. Valuations of our common stock were determined in accordance with the guidelines outlined in the American Institute of Certified Public Accountants Practice Guide, *Valuation of Privately-Held-Company Equity Securities Issued as Compensation*.

#### ***Performance-Based Award Valuations***

For awards granted that vest upon the achievement of certain performance conditions and market conditions, we estimated the grant date fair value of these units using a Monte Carlo Simulation. The simulation modeled multiple stock price paths in order to estimate the grant date fair value of those with market conditions while the estimated grant date fair value of those with performance conditions was based on the probability of those conditions being met. Once the performance conditions were deemed probable, stock-based compensation recognition began and was recognized over the derived service period produced by the model, unless otherwise accelerated as noted within Note 12, *Stock-Based Compensation*, to our Consolidated Financial Statements included in "Part II, Item 8. Financial Statements" of this Form 10-K. For those awards with market conditions, stock-based compensation will be recognized regardless of if the market targets were achieved. However, if the grantee does not continue their employment through the derived service period, all related stock-based compensation for that individual was reversed in the period of termination. There were no performance-based awards granted during fiscal 2023.

### **Recent Accounting Pronouncements**

Refer to Note 2, *Basis of Presentation and Summary of Significant Accounting Policies* included elsewhere in this Form 10-K for more information regarding recently issued accounting pronouncements.

## **Item 7A. Quantitative and Qualitative Disclosures About Market Risk**

### ***Foreign Currency Exchange Risk***

The functional currency of our foreign subsidiaries is generally their respective local currency. Assets and liabilities denominated in currencies other than the U.S. dollar are translated into U.S. dollars at the exchange rates in effect at the balance sheet dates. As a result, our results of operations and cash flows are subject to fluctuations due to changes in foreign currency exchange rates, particularly changes in the British Pound Sterling, Euro, Indian Rupee, Japanese Yen and Brazilian Real. Impacts to our operations from changes in foreign currency have been fairly limited to date and thus we have not instituted a hedging program. We expect our international operations to continue to grow in the near term and we will monitor our foreign currency exposure to determine when we should begin a hedging program. A majority of our agreements have been and we expect will continue to be denominated in U.S. dollars. A hypothetical 10% increase or decrease in the relative value of the U.S. dollar to other currencies would not have had a material effect on operating results for fiscal 2023, 2022 and 2021.

### ***Interest Rate Sensitivity***

We are exposed to market risks in the ordinary course of our business. These risks primarily include interest rate sensitivities. As of January 31, 2023, we had \$188.4 million of cash and cash equivalents, which consisted primarily of bank deposits and money market funds and \$390.2 million of highly liquid marketable securities. Such interest-earning instruments carry a degree of interest rate risk; however, historical fluctuations of our interest income have not been significant. We have not been exposed nor do we anticipate being exposed to material risks due to changes in interest rates. A hypothetical 10% change in interest rates would not have had a material effect on operating results for fiscal 2023, 2022 and 2021.

### ***Inflation Risk***

We do not believe that inflation has had a material effect on our business, financial condition or results of operations. Nonetheless, if our costs were to become subject to significant inflationary pressures, we may not be able to fully offset such higher costs through price increases. Our inability or failure to do so could harm our business, financial condition and results of operations.

## Item 8. Financial Statements and Supplementary Data

### Index to Consolidated Financial Statements

|   | <b>Page</b>               |
|---|---------------------------|
| <a href="#"><u>Report of KPMG LLP, New York, NY Independent Registered Public Accounting Firm (PCAOB ID: 185)</u></a> | <a href="#"><u>72</u></a> |
| <a href="#"><u>Consolidated Balance Sheets</u></a>  | <a href="#"><u>76</u></a> |
| <a href="#"><u>Consolidated Statements of Operations</u></a>  | <a href="#"><u>77</u></a> |
| <a href="#"><u>Consolidated Statements of Comprehensive Loss</u></a>  | <a href="#"><u>78</u></a> |
| <a href="#"><u>Consolidated Statements of Stockholders' Equity</u></a>  | <a href="#"><u>79</u></a> |
| <a href="#"><u>Consolidated Statements of Cash Flows</u></a>  | <a href="#"><u>81</u></a> |
| <a href="#"><u>Notes to Consolidated Financial Statements</u></a>   | <a href="#"><u>83</u></a> |



## Report of Independent Registered Public Accounting Firm

To the Stockholders and Board of Directors  
Sprinklr, Inc.:

### *Opinion on the Consolidated Financial Statements*

We have audited the accompanying consolidated balance sheets of Sprinklr, Inc. and subsidiaries (the Company) as of January 31, 2023 and 2022, the related consolidated statements of operations, comprehensive loss, stockholders' equity, and cash flows for each of the years in the three-year period ended January 31, 2023, and the related notes (collectively, the consolidated financial statements). In our opinion, the consolidated financial statements present fairly, in all material respects, the financial position of the Company as of January 31, 2023 and 2022, and the results of its operations and its cash flows for each of the years in the three-year period ended January 31, 2023, in conformity with U.S. generally accepted accounting principles.

We also have audited, in accordance with the standards of the Public Company Accounting Oversight Board (United States) (PCAOB), the Company's internal control over financial reporting as of January 31, 2023, based on criteria established in *Internal Control – Integrated Framework (2013)* issued by the Committee of Sponsoring Organizations of the Treadway Commission, and our report dated April 3, 2023 expressed an adverse opinion on the effectiveness of the Company's internal control over financial reporting.

### *Change in Accounting Principle*

As discussed in Notes 2 and 9 to the consolidated financial statements, the Company has changed its method of accounting for leases as of February 1, 2022 due to the adoption of Accounting Standards Update 2016-02, Leases (Topic 842).

### *Basis for Opinion*

These consolidated financial statements are the responsibility of the Company's management. Our responsibility is to express an opinion on these consolidated financial statements based on our audits. We are a public accounting firm registered with the PCAOB and are required to be independent with respect to the Company in accordance with the U.S. federal securities laws and the applicable rules and regulations of the Securities and Exchange Commission and the PCAOB.

We conducted our audits in accordance with the standards of the PCAOB. Those standards require that we plan and perform the audit to obtain reasonable assurance about whether the consolidated financial statements are free of material misstatement, whether due to error or fraud. Our audits included performing procedures to assess the risks of material misstatement of the consolidated financial statements, whether due to error or fraud, and performing procedures that respond to those risks. Such procedures included examining, on a test basis, evidence regarding the amounts and disclosures in the consolidated financial statements. Our audits also included evaluating the accounting principles used and significant estimates made by management, as well as evaluating the overall presentation of the consolidated financial statements. We believe that our audits provide a reasonable basis for our opinion.

### *Critical Audit Matter*

The critical audit matter communicated below is a matter arising from the current period audit of the consolidated financial statements that was communicated or required to be communicated to the audit committee and that: (1) relates to accounts or disclosures that are material to the consolidated financial statements and (2) involved our especially challenging, subjective, or complex judgments. The communication of a critical audit matter does not alter in any way our opinion on the consolidated financial statements, taken as a whole, and we are not, by communicating the critical audit matter below, providing a separate opinion on the critical audit matter or on the accounts or disclosures to which it relates.

#### *Sufficiency of audit evidence over costs to obtain customer contracts*

As discussed in Note 3 to the consolidated financial statements, costs to obtain customer contracts, including commissions earned, that are considered incremental and recoverable are capitalized and amortized on a straight-line basis over the anticipated period of benefit. Capitalized costs to obtain customer contracts as of January 31, 2023 were \$113.5 million.

We identified the evaluation of the sufficiency of audit evidence over costs to obtain customer contracts as a critical audit matter. Specifically, determining the nature and extent of audit evidence necessary over commissions earned, including those capitalized as costs to obtain customer contracts, required subjective auditor judgement due to the volume of sales commissions plans and inputs used in calculating the commissions earned.

The following are the primary procedures we performed to address this critical audit matter. For a sample of commissions earned during the year, we:

- recalculated the amount earned based on the terms of the relevant underlying commission plan
- compared the amount earned to the actual commission payment
- assessed whether the commissions earned were considered incremental and recoverable costs of obtaining customer contracts and that they were properly recorded

In addition, we evaluated the overall sufficiency of audit evidence obtained by assessing the results of procedures performed, including appropriateness of the nature and extent of such evidence.

/s/ KPMG LLP

We have served as the Company's auditor since 2015.

New York, New York

April 3, 2023

## Report of Independent Registered Public Accounting Firm

To the Stockholders and Board of Directors  
Sprinklr, Inc.:

### *Opinion on Internal Control Over Financial Reporting*

We have audited Sprinklr, Inc. and subsidiaries' (the Company) internal control over financial reporting as of January 31, 2023, based on criteria established in *Internal Control – Integrated Framework (2013)* issued by the Committee of Sponsoring Organizations of the Treadway Commission. In our opinion, because of the effect of the material weakness, described below, on the achievement of the objectives of the control criteria, the Company has not maintained effective internal control over financial reporting as of January 31, 2023, based on criteria established in *Internal Control – Integrated Framework (2013)* issued by the Committee of Sponsoring Organizations of the Treadway Commission.

We also have audited, in accordance with the standards of the Public Company Accounting Oversight Board (United States) (PCAOB), the consolidated balance sheets of the Company as of January 31, 2023 and 2022, the related consolidated statements of operations, comprehensive loss, stockholders' equity, and cash flows for each of the years in the three-year period ended January 31, 2023, and the related notes (collectively, the consolidated financial statements), and our report dated April 3, 2023 expressed an unqualified opinion on those consolidated financial statements.

A material weakness is a deficiency, or a combination of deficiencies, in internal control over financial reporting, such that there is a reasonable possibility that a material misstatement of the company's annual or interim financial statements will not be prevented or detected on a timely basis. A material weakness related to ineffective controls over the Company's process to manage and record commissions has been identified and included in management's assessment. The material weakness was considered in determining the nature, timing, and extent of audit tests applied in our audit of the 2023 consolidated financial statements, and this report does not affect our report on those consolidated financial statements.

### *Basis for Opinion*

The Company's management is responsible for maintaining effective internal control over financial reporting and for its assessment of the effectiveness of internal control over financial reporting, included in the accompanying Management's Annual Report on Internal Control over Financial Reporting. Our responsibility is to express an opinion on the Company's internal control over financial reporting based on our audit. We are a public accounting firm registered with the PCAOB and are required to be independent with respect to the Company in accordance with the U.S. federal securities laws and the applicable rules and regulations of the Securities and Exchange Commission and the PCAOB.

We conducted our audit in accordance with the standards of the PCAOB. Those standards require that we plan and perform the audit to obtain reasonable assurance about whether effective internal control over financial reporting was maintained in all material respects. Our audit of internal control over financial reporting included obtaining an understanding of internal control over financial reporting, assessing the risk that a material weakness exists, and testing and evaluating the design and operating effectiveness of internal control based on the assessed risk. Our audit also included performing such other procedures as we considered necessary in the circumstances. We believe that our audit provides a reasonable basis for our opinion.

*Definition and Limitations of Internal Control Over Financial Reporting*

A company's internal control over financial reporting is a process designed to provide reasonable assurance regarding the reliability of financial reporting and the preparation of financial statements for external purposes in accordance with generally accepted accounting principles. A company's internal control over financial reporting includes those policies and procedures that (1) pertain to the maintenance of records that, in reasonable detail, accurately and fairly reflect the transactions and dispositions of the assets of the company; (2) provide reasonable assurance that transactions are recorded as necessary to permit preparation of financial statements in accordance with generally accepted accounting principles, and that receipts and expenditures of the company are being made only in accordance with authorizations of management and directors of the company; and (3) provide reasonable assurance regarding prevention or timely detection of unauthorized acquisition, use, or disposition of the company's assets that could have a material effect on the financial statements.

Because of its inherent limitations, internal control over financial reporting may not prevent or detect misstatements. Also, projections of any evaluation of effectiveness to future periods are subject to the risk that controls may become inadequate because of changes in conditions, or that the degree of compliance with the policies or procedures may deteriorate.

/s/ KPMG LLP

We have served as the Company's auditor since 2015.

New York, New York  
April 3, 2023

**SPRINKLR, INC.**  
**Consolidated Balance Sheets**  
*(in thousands, except share and per share data)*

|   | January 31,<br>2023 | January 31,<br>2022 |
|---|---------------------|---------------------|
| <b>Assets</b>   |                     |                     |
| Current assets:   |                     |                     |
| Cash and cash equivalents   | \$ 188,387          | \$ 321,426          |
| Marketable securities   | 390,239             | 210,983             |
| Accounts receivable, net of allowance for doubtful accounts of \$3,156 and \$2,727, respectively  | 205,038             | 163,681             |
| Prepaid expenses and other current assets   | 78,865              | 109,167             |
| Total current assets  | 862,529             | 805,257             |
| Property and equipment, net   | 22,885              | 14,705              |
| Goodwill and other intangible assets  | 50,349              | 50,706              |
| Operating lease right-of-use assets   | 15,725              | —                   |
| Other non-current assets  | 73,503              | 49,378              |
| Total assets  | \$ 1,024,991        | \$ 920,046          |
| <b>Liabilities and stockholders' equity</b>   |                     |                     |
| <b>Liabilities</b>  |                     |                     |
| Current liabilities:  |                     |                     |
| Accounts payable  | \$ 30,101           | \$ 15,802           |
| Accrued expenses and other current liabilities  | 97,524              | 100,220             |
| Operating lease liabilities, current  | 7,134               | —                   |
| Deferred revenue  | 324,140             | 279,028             |
| Total current liabilities   | 458,899             | 395,050             |
| Deferred revenue, non-current   | 1,371               | 5,325               |
| Deferred tax liability, non-current   | 1,289               | 1,101               |
| Operating lease liabilities, non-current  | 9,633               | —                   |
| Other liabilities, non-current  | 4,467               | 2,721               |
| Total liabilities   | 475,659             | 404,197             |
| Commitments and contingencies (Note 10)   |                     |                     |
| <b>Stockholders' equity</b>   |                     |                     |
| Class A common stock, \$0.00003 par value, 2,000,000,000 and 2,000,000,000 shares authorized as of January 31, 2023 and 2022, respectively; and 119,477,713 and 105,929,885 shares issued and outstanding as of January 31, 2023 and 2022, respectively | 3                   | 3                   |
| Class B common stock, \$0.00003 par value, 310,000,000 and 310,000,000 shares authorized as of January 31, 2023 and 2022, respectively; 144,263,658 and 150,551,314 shares issued and outstanding as of January 31, 2023 and 2022, respectively.        | 6                   | 5                   |
| Treasury stock, at cost, 14,130,784 shares as of January 31, 2023 and 2022, respectively  | (23,831)            | (23,831)            |
| Additional paid-in capital  | 1,074,149           | 982,122             |
| Accumulated other comprehensive loss  | (4,384)             | (820)               |
| Accumulated deficit   | (496,611)           | (441,630)           |
| Total stockholders' equity  | 549,332             | 515,849             |
| Total liabilities and stockholders' equity  | \$ 1,024,991        | \$ 920,046          |

See accompanying notes to the consolidated financial statements

**SPRINKLR, INC.**  
**Consolidated Statements of Operations**  
*(in thousands, except per share data)*

|  | Year Ended January 31, |                     |                    |
|--|------------------------|---------------------|--------------------|
|  | 2023                   | 2022                | 2021               |
| Revenue:   |                        |                     |                    |
| Subscription   | \$ 548,649             | \$ 427,713          | \$ 339,586         |
| Professional services  | 69,541                 | 64,681              | 47,344             |
| Total revenue  | 618,190                | 492,394             | 386,930            |
| Costs of revenue:  |                        |                     |                    |
| Costs of subscription  | 102,276                | 89,896              | 77,033             |
| Costs of professional services   | 61,449                 | 57,655              | 45,049             |
| Total costs of revenue   | 163,725                | 147,551             | 122,082            |
| Gross profit   | 454,465                | 344,843             | 264,848            |
| Operating expense:   |                        |                     |                    |
| Research and development   | 76,658                 | 60,591              | 40,280             |
| Sales and marketing  | 336,719                | 286,963             | 185,797            |
| General and administrative   | 92,312                 | 84,759              | 64,348             |
| Litigation settlement  | —                      | 12,000              | —                  |
| Total operating expense  | 505,689                | 444,313             | 290,425            |
| Operating loss   | (51,224)               | (99,470)            | (25,577)           |
| Other income (expense), net  | 3,756                  | (5,084)             | (8,616)            |
| Loss before provision for income taxes   | (47,468)               | (104,554)           | (34,193)           |
| Provision for income taxes   | 8,274                  | 6,916               | 3,777              |
| Net loss   | (55,742)               | (111,470)           | (37,970)           |
| Deemed dividend in relation to tender offer  | —                      | —                   | (600)              |
| Net loss attributable to Sprinklr common stockholders  | <u>\$ (55,742)</u>     | <u>\$ (111,470)</u> | <u>\$ (38,570)</u> |
| Net loss per share attributable to Sprinklr common stockholders, basic and diluted   | \$ (0.21)              | \$ (0.57)           | \$ (0.42)          |
| Weighted average shares used in computing net loss per share attributable to Sprinklr common stockholders, basic and diluted | 259,530                | 195,020             | 90,378             |

See accompanying notes to the consolidated financial statements

**SPRINKLR, INC.**  
**Consolidated Statements of Comprehensive Loss**  
*(in thousands)*

|  | <b>Year Ended January 31,</b> |                     |                    |
|--|-------------------------------|---------------------|--------------------|
|  | <b>2023</b>                   | <b>2022</b>         | <b>2021</b>        |
| Net loss                                 | \$ (55,742)                   | \$ (111,470)        | \$ (37,970)        |
| Foreign currency translation adjustments | (3,078)                       | (1,390)             | 1,757              |
| Unrealized (losses) gains on investments | (486)                         | (217)               | 18                 |
| Total comprehensive loss                 | <u>\$ (59,306)</u>            | <u>\$ (113,077)</u> | <u>\$ (36,195)</u> |

See accompanying notes to the consolidated financial statements

**SPRINKLR, INC.**  
**Consolidated Statements of Stockholders' Equity**  
*(in thousands)*

|  | Convertible Preferred Stock |            | Class A and Class B Common Stock |        | Common Stock |        | Additional Paid-in Capital | Treasury Stock |             | Accumulated Other Comprehensive (Loss) Income | Accumulated Deficit | Total Stockholders' Equity |
|--|-----------------------------|------------|----------------------------------|--------|--------------|--------|----------------------------|----------------|-------------|---|---------------------|----------------------------|
|  | Shares                      | Amount     | Shares                           | Amount | Shares       | Amount |                            | Shares         | Amount      |   |                     |                            |
| Balance at January 31, 2020  | 102,408                     | \$ 245,970 | —                                | \$ —   | 85,626       | \$ 3   | \$ 50,117                  | 13,376         | \$ (17,957) | \$ (988)                                      | \$ (291,590)        | \$ (14,445)                |
| Stock-based compensation - equity classified awards  | —                           | —          | —                                | —      | —            | —      | 44,159                     | —              | —           | —   | —                   | 44,159                     |
| Exercise of stock options and vesting of restricted shares   | —                           | —          | —                                | —      | 9,572        | 1      | 16,332                     | —              | —           | —   | —                   | 16,333                     |
| Tender offer repurchases   | (1,407)                     | (12,730)   | —                                | —      | (755)        | —      | (1,186)                    | 755            | (5,874)     | —   | (600)               | (20,390)                   |
| Issuance of common stock to a third party  | —                           | —          | —                                | —      | 1,013        | —      | 5,000                      | —              | —           | —   | —                   | 5,000                      |
| Issuance of common stock warrants  | —                           | —          | —                                | —      | —            | —      | 7,639                      | —              | —           | —   | —                   | 7,639                      |
| Issuance of Series G-1 and Series G-2 convertible preferred stock at \$9.25 and \$11.00 per share, respectively, net of issuance costs | 19,902                      | 191,752    | —                                | —      | —            | —      | —                          | —              | —           | —   | —                   | 191,752                    |
| Other comprehensive income   | —                           | —          | —                                | —      | —            | —      | —                          | —              | —           | 1,775   | —                   | 1,775                      |
| Net loss   | —                           | —          | —                                | —      | —            | —      | —                          | —              | —           | —   | (37,970)            | (37,970)                   |
| Balance at January 31, 2021  | 120,903                     | \$ 424,992 | —                                | \$ —   | 95,456       | \$ 4   | \$ 122,061                 | 14,131         | \$ (23,831) | \$ 787  | \$ (330,160)        | \$ 193,853                 |
| Issuance of Class A common stock upon initial public offering, net of underwriting discounts and issuance costs                        | —                           | —          | 18,288                           | —      | —            | —      | 275,973                    | —              | —           | —   | —                   | 275,973                    |
| Conversion of convertible preferred stock to common stock upon initial public offering   | (120,903)                   | (424,992)  | 120,903                          | 4      | —            | —      | 424,988                    | —              | —           | —   | —                   | —                          |
| Conversion of senior subordinated secured convertible notes  | —                           | —          | 9,694                            | —      | —            | —      | 82,114                     | —              | —           | —   | —                   | 82,114                     |
| Stock-based compensation - equity classified awards  | —                           | —          | —                                | —      | —            | —      | 49,827                     | —              | —           | —   | —                   | 49,827                     |
| Reclassification of common stock to Class B common stock   | —                           | —          | 103,045                          | 4      | (103,045)    | (4)    | —                          | —              | —           | —   | —                   | —                          |
| Exercise of stock options and release of vested restricted stock units   | —                           | —          | 1,999                            | —      | 7,589        | —      | 20,054                     | —              | —           | —   | —                   | 20,054                     |
| Net exercise of common stock warrants  | —                           | —          | 230                              | —      | —            | —      | —                          | —              | —           | —   | —                   | —                          |
| Issuance of common stock under deferred stock compensation plan  | —                           | —          | 1,770                            | —      | —            | —      | —                          | —              | —           | —   | —                   | —                          |
| Issuance of common shares upon ESPP purchase   | —                           | —          | 552                              | —      | —            | —      | 7,105                      | —              | —           | —   | —                   | 7,105                      |
| Other comprehensive loss   | —                           | —          | —                                | —      | —            | —      | —                          | —              | —           | (1,607)                                       | —                   | (1,607)                    |
| Net loss   | —                           | —          | —                                | —      | —            | —      | —                          | —              | —           | —   | (111,470)           | (111,470)                  |
| Balance at January 31, 2022  | —                           | \$ —       | 256,481                          | \$ 8   | —            | \$ —   | \$ 982,122                 | 14,131         | \$ (23,831) | \$ (820)                                      | \$ (441,630)        | \$ 515,849                 |

See accompanying notes to the consolidated financial statements



**SPRINKLR, INC.**  
**Consolidated Statements of Stockholders' Equity**  
*(in thousands)*

|  | Convertible Preferred Stock |        | Class A and Class B Common Stock |        | Common Stock |        | Additional Paid-in Capital | Treasury Stock |             | Accumulated Other Comprehensive (Loss) Income | Accumulated Deficit | Total Stockholders' Equity |
|--|-----------------------------|--------|----------------------------------|--------|--------------|--------|----------------------------|----------------|-------------|---|---------------------|----------------------------|
|  | Shares                      | Amount | Shares                           | Amount | Shares       | Amount |                            | Shares         | Amount      |   |                     |                            |
| Balance at January 31, 2022  | —                           | \$ —   | 256,481                          | \$ 8   | —            | \$ —   | \$ 982,122                 | 14,131         | \$ (23,831) | \$ (820)                                      | \$ (441,630)        | \$ 515,849                 |
| Adjustment to retained earnings for CECL adoption                      | —                           | —      | —                                | —      | —            | —      | —                          | —              | —           | —   | 761                 | 761                        |
| Stock-based compensation - equity classified awards                    | —                           | —      | —                                | —      | —            | —      | 57,057                     | —              | —           | —   | —                   | 57,057                     |
| Exercise of stock options and release of vested restricted stock units | —                           | —      | 6,014                            | —      | —            | —      | 24,740                     | —              | —           | —   | —                   | 24,740                     |
| Issuance of common shares upon ESPP purchase                           | —                           | —      | 1,259                            | 1      | —            | —      | 10,230                     | —              | —           | —   | —                   | 10,231                     |
| Other comprehensive loss   | —                           | —      | —                                | —      | —            | —      | —                          | —              | —           | (3,564)                                       | —                   | (3,564)                    |
| Other adjustments  | —                           | —      | (13)                             | —      | —            | —      | —                          | —              | —           | —   | —                   | —                          |
| Net loss   | —                           | —      | —                                | —      | —            | —      | —                          | —              | —           | —   | (55,742)            | (55,742)                   |
| Balance at January 31, 2023  | —                           | \$ —   | 263,741                          | \$ 9   | —            | \$ —   | \$ 1,074,149               | 14,131         | \$ (23,831) | \$ (4,384)                                    | \$ (496,611)        | \$ 549,332                 |

See accompanying notes to the consolidated financial statements

**SPRINKLR, INC.**  
**Consolidated Statements of Cash Flows**  
*(in thousands)*

|  | Year Ended January 31, |              |             |
|--|------------------------|--------------|-------------|
|  | 2023                   | 2022         | 2021        |
| Cash flow from operating activities:   |                        |              |             |
| Net loss   | \$ (55,742)            | \$ (111,470) | \$ (37,970) |
| Adjustments to reconcile net loss to net cash used in operating activities:  |                        |              |             |
| Depreciation and amortization expense  | 12,051                 | 8,058        | 5,690       |
| Bad debt expense   | 4,079                  | (186)        | 689         |
| Stock-based compensation, net of amounts capitalized   | 55,517                 | 50,131       | 43,883      |
| Litigation settlement  | —                      | 12,000       | —           |
| Non-cash interest paid in kind and discount amortization   | —                      | 3,266        | 5,523       |
| Non-cash lease expense   | 6,588                  | —            | —           |
| Deferred income taxes  | 166                    | 235          | 110         |
| Other non-cash items, net  | (2,697)                | (1,272)      | (712)       |
| Changes in operating assets and liabilities:   |                        |              |             |
| Accounts receivable  | (44,751)               | (47,094)     | (9,781)     |
| Prepaid expenses and other current assets  | 29,092                 | (8,220)      | (28,709)    |
| Other non-current assets   | (24,376)               | (6,764)      | (7,082)     |
| Accounts payable   | 14,463                 | (1,095)      | 6,077       |
| Operating lease liabilities  | (6,342)                | —            | —           |
| Accrued expenses and other current liabilities   | 6,688                  | 25,510       | 12,286      |
| Litigation settlement  | (12,000)               | —            | —           |
| Deferred revenue   | 41,465                 | 43,404       | 17,511      |
| Other liabilities  | 2,459                  | 575          | (204)       |
| Net cash provided by (used in) operating activities  | 26,660                 | (32,922)     | 7,311       |
| Cash flow from investing activities:   |                        |              |             |
| Purchases of marketable securities   | (816,708)              | (267,826)    | (212,973)   |
| Sales of marketable securities   | 2,838                  | 56,652       | —           |
| Maturities of marketable securities  | 636,825                | 211,555      | —           |
| Purchases of property and equipment  | (6,091)                | (6,148)      | (2,701)     |
| Capitalized internal-use software  | (10,358)               | (6,258)      | (3,783)     |
| Acquisitions, net of cash acquired   | —                      | (3,625)      | —           |
| Net cash used in investing activities  | (193,494)              | (15,650)     | (219,457)   |
| Cash flow from financing activities:   |                        |              |             |
| Proceeds from issuance of common stock upon initial public offering, net of underwriting discounts, commissions and other offering costs | —                      | 275,973      | —           |
| Proceeds from issuance of convertible preferred stock, net of issuance costs   | —                      | —            | 191,752     |
| Proceeds from Senior subordinated secured convertible notes  | —                      | —            | 73,425      |
| Proceeds from issuance of stock warrants   | —                      | —            | 7,639       |
| Repurchase of preferred stock  | —                      | —            | (12,416)    |
| Deemed dividend on preferred stock   | —                      | —            | (600)       |
| Proceeds from short-term borrowings  | —                      | —            | 49,973      |
| Repayments of short-term borrowings  | —                      | —            | (49,973)    |
| Payments of debt and equity issuance costs   | —                      | —            | (475)       |
| Repurchase of common stock   | —                      | —            | (5,874)     |
| Proceeds from issuance of common stock upon exercise of stock options  | 24,740                 | 20,054       | 16,333      |
| Proceeds from issuance of common stock upon ESPP purchase  | 10,231                 | 7,105        | —           |
| Net cash provided by financing activities  | 34,971                 | 303,132      | 269,784     |
| Effect of exchange rate fluctuations on cash and cash equivalents  | (1,176)                | (1,171)      | (71)        |
| Net change in cash and cash equivalents  | (133,039)              | 253,389      | 57,567      |
| Cash and cash equivalents at beginning of period   | 321,426                | 68,037       | 10,470      |
| Cash and cash equivalents at end of period   | \$ 188,387             | \$ 321,426   | \$ 68,037   |

**SPRINKLR, INC.**  
**Consolidated Statements of Cash Flows**  
*(in thousands)*

|  | Year Ended January 31, |          |          |
|--|------------------------|----------|----------|
|  | 2023                   | 2022     | 2021     |
| Supplemental disclosure of cash flow information:                        |                        |          |          |
| Cash paid for income taxes, net of refunds                               | \$ 6,644               | \$ 3,458 | \$ 3,187 |
| Cash paid for interest   | \$ —                   | \$ —     | \$ 224   |
| Supplemental disclosure for non-cash investing and financing:            |                        |          |          |
| Right-of-use assets obtained in exchange for operating lease liabilities | \$ 8,948               | \$ —     | \$ —     |
| Accrued purchases of property and equipment                              | \$ 1,445               | \$ 216   | \$ 382   |
| Stock-based compensation expense capitalized in internal-use software    | \$ 2,540               | \$ 696   | \$ —     |
| Net exercise of common stock warrants                                    | \$ —                   | \$ 18    | \$ —     |
| Accrued for asset retirement obligations                                 | \$ —                   | \$ —     | \$ 476   |
| Common stock issued in exchange for other non-cash assets                | \$ —                   | \$ —     | \$ 5,000 |

See accompanying notes to the consolidated financial statements

## **1. Organization and Description of Business**

### ***Description of Business***

Founded in 2009, Sprinklr, Inc. (“Sprinklr” or the “Company”) provides enterprise cloud software products that enable organizations to do marketing, advertising, research, care, sales and engagement across modern channels including social, messaging, chat and text through its unified Customer Experience Management (“CXM”) software platform.

The Company was incorporated in Delaware in 2011 and is headquartered in New York, USA with 18 operating subsidiaries globally.

### ***Initial Public Offering***

On June 25, 2021, the Company completed its initial public offering (“IPO”), in which it issued and sold 6,625,000 shares of its Class A common stock at a public offering price of \$16.00 per share. On July 1, 2021, the underwriters’ option to purchase 1,662,500 additional shares of Class A common stock was exercised in full. The Company received net proceeds of \$276.0 million after deducting underwriting discounts and commissions and other offering expenses of \$16.6 million.

In connection with the IPO, all of the then-outstanding shares of convertible preferred stock automatically converted into an aggregate of 20,902,273 shares of the Company’s Class B common stock on a one-to-one basis, the senior subordinated secured convertible notes automatically converted into an aggregate of 9,694,004 shares of Class B common stock and all of the Company’s outstanding common stock was reclassified into shares of Class B common stock on a one-to-one basis.

## **2. Basis of Presentation and Summary of Significant Accounting Policies**

### ***Basis of Presentation and Principles of Consolidation***

The consolidated financial statements are prepared in accordance with accounting principles generally accepted in the United States (“U.S. GAAP”) and include the consolidated accounts of the Company and its wholly owned subsidiaries. All intercompany transactions and balances have been eliminated.

### ***Use of Estimates***

The preparation of the consolidated financial statements in conformity with U.S. GAAP requires management to make estimates and assumptions that affect the reported amounts of assets and liabilities at the date of the consolidated financial statements and the reported amounts of revenue and expenses during the reporting periods. Significant estimates and assumptions made in the accompanying consolidated financial statements include, but are not limited to, revenue recognition and stock-based compensation, including historical common stock valuations. The Company evaluates its estimates and assumptions on an ongoing basis using historical experience and on assumptions that it believes are reasonable and adjusts those estimates and assumptions when facts and circumstances dictate. Actual results could differ materially from those estimates and assumptions.

### ***Segments***

The Company operates in one operating segment because the Company’s offerings operate on its single Customer Experience Management Platform, and its products are deployed in a similar way. The Company’s chief operating decision maker evaluates the Company’s financial information and assesses the performance of the Company on a consolidated basis. Because the Company operates in one operating segment, all required financial segment information can be found in the consolidated financial statements.

### ***Foreign Currency***

The functional currency of the Company’s foreign subsidiaries is generally their respective local currency. Assets and liabilities denominated in currencies other than the U.S. dollar are translated into U.S. dollars at the exchange rates in effect at the balance sheet dates, with the resulting translation adjustments recorded to a separate component of accumulated other comprehensive loss. Income and expense accounts are translated at average exchange rates during the year. Foreign currency remeasurement and transaction gains and losses are recorded in other income (expense), net, in the consolidated statements of operations. The Company recognized net foreign currency transaction losses of \$4.7 million, \$1.4 million and \$2.2 million in the fiscal years ended January 31, 2023, 2022 and 2021, respectively. As of January 31, 2023, the cumulative translation adjustment within accumulated other comprehensive loss was \$3.7 million.

### ***Cash Equivalents***

The Company considers all highly liquid investments purchased with a remaining maturity of three months or less to be cash equivalents.

### ***Marketable Securities***

The Company's marketable securities consist of U.S. Treasury securities, corporate and municipal bonds, money market funds, agency securities, commercial paper, certificates of deposit, and time deposits with maturity dates of more than three months from the date of purchase. The Company determines the appropriate classification of marketable securities at the time of purchase and reevaluates such designation at each balance sheet date. The Company classifies and accounts for its marketable securities as available-for-sale securities as the Company may sell these securities at any time for use in the current operation or for other purposes, even prior to maturity. As a result, the Company classifies marketable securities as current assets in the consolidated balance sheets.

All marketable securities are recorded at their estimated fair values. Premiums and discounts are amortized or accreted over the life of the related available-for-sale security as an adjustment to yield. Interest income is recognized when earned. Unrealized gains and losses on these marketable securities are reported as a separate component of accumulated other comprehensive loss on the consolidated balance sheets until realized. Realized gains and losses are determined based on the specific identification method and are reported in other expense, net in the consolidated statements of operations.

Available-for-sale debt securities are considered impaired if the fair value of the investment is less than amortized cost. If it is more likely than not that the Company will have to sell the security before recovery of its amortized cost basis, the security is written down to its fair value and the difference is recognized in operating loss. If the Company deems it is not likely to sell such security before recovery of its amortized cost basis, the Company bifurcates the impairment into credit-related and non-credit-related components. In evaluating whether a credit-related loss exists, the Company considers a variety of factors including: (i) the extent to which the fair value is less than the amortized cost basis, (ii) adverse conditions specifically related to the issuer of a security, an industry or geographic area, (iii) the failure of the issuer of the security to make scheduled interest or principal payments and (iv) any changes to the rating of the security by a rating agency. Any portion of the loss attributable to credit-related components is recorded within the provision for credit losses in the Company's consolidated statement of operations while any non-credit related components are reflected within accumulated other comprehensive loss on the consolidated balance sheets, net of applicable taxes. As of January 31, 2023 and 2022, there have been no securities with an unrealized loss position that the Company would have to sell before recovery of its amortized cost basis, and therefore the Company has not bifurcated the impairment.

### ***Fair Values Measurement***

The Company considers the carrying amounts of financial instruments, including cash, accounts receivable, accounts payable and accrued expenses to approximate their fair values because of their relatively short maturities.

The Company measures certain financial assets at fair value based upon the exit price that would be received to sell an asset or paid to transfer a liability in an orderly transaction between market participants, as determined by either the principal market or the most advantageous market. Inputs used in the valuation techniques to derive fair values are classified based on a three-level hierarchy, as follows:

- Level 1 — Quoted prices in active markets for identical assets or liabilities.
- Level 2 — Observable inputs other than Level 1 prices such as quoted prices for similar assets or liabilities; quoted prices in markets with insufficient volume or infrequent transactions (less active markets); or model-derived valuations in which all significant inputs are observable or can be derived principally from or corroborated by observable market data for substantially the full term of the assets or liabilities.
- Level 3 — Unobservable inputs to the valuation methodology that are significant to the measurement of fair value of assets or liabilities.

The Company evaluates these inputs and recognizes transfers between levels, if any, at the balance sheet date. The Company has not elected the fair value measurement option for assets not required to be measured at fair value on a recurring basis.

***Accounts Receivable and Allowance for Doubtful Accounts***

Accounts receivable are recorded at invoiced amounts, net of allowance for doubtful accounts, if applicable, and are unsecured and do not bear interest.

The allowance for doubtful accounts is based on the probability of future collection under the current expected credit loss (“CECL”) impairment model under *ASU 2016-13, Financial Instruments - Credit Losses (Topic 326), Measurement of Credit Losses on Financial Assets*, which was adopted by the Company on January 31, 2023, with an effective date of February 1, 2022, as discussed below within *Recently Adopted Accounting Pronouncements*. Under the CECL impairment model, the Company determines its allowance by applying a loss-rate method based on an aging schedule using the Company’s historical loss rate. The Company also considers reasonable and supportable current information in determining its estimated loss rates, such as external forecasts, macroeconomic trends or other factors including customers’ credit risk and historical loss experience. The adequacy of the allowance is evaluated on a regular basis. Account balances are written off after all means of collection are exhausted and the balance is deemed uncollectible. Subsequent recoveries are credited to the allowance. Changes in the allowance are recorded in sales and marketing expense in the period incurred.

Prior to February 1, 2022, accounts receivable was presented net of allowance for doubtful accounts based on the credit risk of specific clients, past collection history and management’s evaluation of accounts receivable.

***Property and Equipment***

Property and equipment, including leasehold improvements, are stated at cost, less accumulated depreciation and amortization. Depreciation of property and equipment is computed using the straight-line method over the estimated useful lives of the asset, which is generally two to three years. Amortization of leasehold improvements is computed using a straight-line method over the shorter of the lease term or the estimated useful life of the improvement. Depreciation and amortization begins when the asset is ready for its intended use. The cost of maintenance and repairs that do not improve or extend the lives of the respective assets is expensed as incurred.

The Company capitalizes qualifying internally-developed software costs incurred in connection with the Company’s internal-use software platform. These capitalized costs are related to the cloud-based software platform that the Company hosts, which is accessed by its clients on a subscription basis. Costs are capitalized during the application development stage, provided that management with the relevant authority authorizes and commits to the funding of the software project, it is probable the project will be completed, the software will be used to perform the functions intended and certain functional and quality standards have been met. Capitalized internal-use software costs are amortized on a straight-line basis over their estimated useful life, which is generally three years. Costs incurred for specific upgrades and enhancements when it is probable the expenditures will result in additional functionality are capitalized and amortized over the estimated useful life of the enhancements. Costs related to preliminary project activities and post-implementation operations activities, including training and maintenance, are expensed as incurred.

***Business Combinations***

When the Company acquires businesses, it allocates the purchase price to tangible assets, liabilities and identifiable intangible assets acquired with any residual purchase price recorded as goodwill. The allocation of the purchase price requires management to make significant estimates in determining the fair values of assets acquired and liabilities assumed, particularly with respect to intangible assets at the acquisition date, deferred revenue and contingent consideration, where applicable. These estimates can include, but are not limited to, historical experience and information obtained from the management of the acquired companies, the cash flows that an asset is expected to generate in the future, the weighted-average cost of capital and the cost savings expected to be derived from acquiring an asset. These estimates are inherently uncertain and unpredictable and unanticipated events and circumstances may occur which could affect the accuracy or validity of such estimates.

***Goodwill***

Goodwill represents the excess of the purchase price over the fair value of the net assets acquired in connection with business combinations accounted for using the purchase method of accounting. Goodwill is not amortized, but rather is tested for impairment annually and more frequently upon the occurrence of certain events. The Company performs its annual impairment test of goodwill in the fourth quarter of each fiscal year, using November 1 carrying values, or whenever events or circumstances indicate that goodwill may not be recoverable. Triggering events that may indicate impairment include, but are not limited to, a significant adverse change in customer demand or business climate or a significant decrease in expected cash flows.

**SPRINKLR, INC.**  
**Notes to Consolidated Financial Statements**

In performing its impairment test, the Company first assesses qualitative factors to determine whether it is more-likely-than-not that the fair value of the reporting unit is less than its carrying value. In performing the qualitative assessment, the Company reviews factors such as financial performance, macroeconomic conditions, industry and market considerations. If the Company elects this option and believes, as a result of the qualitative assessment, that it is more-likely-than-not that the carrying value of the reporting unit exceeds the fair value, the quantitative impairment test is required; otherwise, no further testing is required.

Alternatively, the Company may elect to bypass the qualitative assessment and perform the quantitative impairment test instead, or if the Company reasonably determines that it is more-likely-than-not that the fair value is less than the carrying value, the Company performs its annual, or interim, goodwill impairment test by comparing the fair value of the reporting unit with the carrying amount. The Company will recognize an impairment for the amount by which the carrying amount exceeds the reporting unit's fair value.

The Company did not record any goodwill impairment charges in the years ended January 31, 2023, 2022 or 2021.

***Impairment of Long-Lived Assets***

The Company continually monitors events and changes in circumstances that could indicate that the carrying amounts of its long-lived assets, including property, equipment, capitalized internal-use software and other assets, including identifiable definite-lived intangible assets, may not be recoverable. When such events or changes in circumstances occur, the Company assesses the recoverability of long-lived assets by determining whether the carrying value of such assets will be recovered through their undiscounted expected future cash flow. If the future undiscounted cash flow is less than the carrying amount of these assets, the Company recognizes an impairment loss based on the excess of the carrying amount over the fair value of the assets. If the useful life is shorter than originally estimated, the Company amortizes the remaining carrying value over the new shorter life.

***Leases***

On February 1, 2022, the Company adopted the lease accounting requirements of Accounting Standard Update ("ASU") 2016-02, *Leases* ("Topic 842"). Under Topic 842, the Company determines if an arrangement is a lease at inception, and leases are classified at commencement as either operating or finance leases. As of adoption and January 31, 2023, the Company did not have any finance leases.

Right-of-use ("ROU") assets and lease liabilities are recognized at commencement based on the present value of the minimum lease payments over the lease term. The Company utilizes certain practical expedients and policy elections available under Topic 842, including (i) leases with an initial term of 12 months or less are not recognized on the balance sheet (ii) lease components are not separated from non-lease components for all asset classes and (iii) non-lease components that are not fixed are expensed as incurred as variable lease costs. The Company uses the incremental borrowing rate based on information available at the commencement date in determining the present value of future lease payments. The rate is an estimate of the collateralized borrowing rate the Company would incur on future lease payments over a similar term.

The Company leases facilities under non-cancelable operating lease agreements. Certain of the operating lease agreements contain rent concessions and rent escalations that are included in the present value calculation of minimum lease payments. The lease term begins on the date the Company has the right to use the leased property. Lease terms may include options to extend or terminate the lease and these options are included in the ROU asset and lease liability when it is reasonably certain that the option will be exercised. The Company's lease agreements do not contain residual value guarantees or covenants.

Prior to the February 1, 2022 adoption of Topic 842, ROU asset and lease liabilities were not recognized for operating leases. Rent concessions and rent escalation provisions were considered in determining the straight-line rent expense to be recovered over the lease term.

***Concentration of Risk and Significant Customers***

The Company has no significant off-balance sheet risks related to foreign currency exchange contracts, option contracts or other foreign currency hedging arrangements. The Company's financial instruments that are potentially subject to credit risk consist primarily of cash and cash equivalents and accounts receivable. Although the Company deposits its cash with multiple financial institutions, its deposits generally exceed federally insured limits.

To manage credit risk related to accounts receivable, the Company maintains an allowance for credit losses. The allowance is determined by applying a loss-rate method based on an aging schedule using the Company's historical loss rate. The Company also considers reasonable and supportable current and forecasted information in determining its estimated loss rates, such as external forecasts, macroeconomic trends, or other factors including customers' credit risk and historical loss experience. The Company's accounts receivable are derived from invoiced customers located primarily in North America and Europe.

**SPRINKLR, INC.**  
**Notes to Consolidated Financial Statements**

No single customer accounted for more than 10% of total revenue in the years ended January 31, 2023, 2022 or 2021. In addition, no single customer accounted for more than 10% of total accounts receivable as of January 31, 2023 or 2022.

In addition, the Company relies upon third-party hosted infrastructure partners globally, including Amazon Web Services, to serve customers and operate certain aspects of our services, such as environments for development testing, training, sales demonstrations, and production usage. Given this, any disruption of or interference at the Company's hosted infrastructure partners would impact the Company's operations and its business could be adversely impacted.

**Revenue Recognition**

The Company accounts for revenue in accordance with ASU No. 2014-09 *Revenue from Contracts with Customers (ASC 606)*. For further discussion of the Company's accounting policies related to revenue see Note 3, *Revenue Recognition*.

**Costs of Revenue**

Costs of subscription revenue and professional services revenue is expensed as incurred.

Costs of subscription revenue consists primarily of expenses related to hosting the Company's software platform, including data center operations costs and personnel and related expenses directly associated with delivering the Company's cloud infrastructure, the costs associated with purchasing third-party data that is utilized in providing elements of the platform and costs to provide platform support to the Company's customers, including personnel and related expenses. These costs include salaries, benefits, bonuses, stock-based compensation, as well as allocated overhead.

Costs of professional services consists primarily of personnel and related expenses directly associated with the Company's professional services organization. These costs include salaries, benefits, bonuses, stock-based compensation, as well as allocated overhead, together with the costs of subcontracted third-party professional services vendors.

Overhead associated with facilities and depreciation is allocated to cost of revenue based on relative headcount in those departments.

**Research and Development**

Research and development expenses consist primarily of costs relating to the maintenance, continued development and enhancement of the Company's cloud-based software platform and include personnel-related expenses and stock-based compensation for our research and development organization, professional fees, travel expenses and allocated overhead expenses, including facilities costs. Research and development expenses are expensed as incurred, except for internal-use software development costs that qualify for capitalization.

**Advertising costs**

Advertising costs include costs incurred to promote the Company's subscription and professional services. These costs are expensed as incurred and were \$2.9 million, \$6.8 million and \$0.2 million in the years ended January 31, 2023, 2022 and 2021, respectively.

**Warranties**

The Company's cloud-based software platform is generally warranted to perform materially in accordance with the Company's online documentation and the terms of the agreement with a customer, under normal use and circumstances. Additionally, our contracts generally include provisions for indemnifying customers against liabilities if use of our software platform infringe a third party's intellectual property rights, and we may also incur liabilities if we breach the security, privacy and/or confidentiality obligations in our contracts. To date, we have not incurred any material costs, and we have not accrued any liabilities in the accompanying consolidated financial statements as of January 31, 2023 or 2022 as a result of these obligations.

Certain of the Company's arrangements may include certain service level agreements with its customers committing to certain levels of platform uptime and performance and permitting those customers to receive credits in the event that the Company fails to meet those levels. To date, the Company has not incurred or experienced any significant failures to meet defined levels of availability and performance of those agreements and, as a result, the Company has not accrued any liabilities related to such obligations in the accompanying consolidated financial statements as of January 31, 2023 or 2022.



### ***Stock-Based Compensation***

The Company accounts for stock-based compensation as an expense in the statements of operations based on the awards' grant date fair values.

#### ***Options***

The Company estimates the fair value of service-based options granted using the Black-Scholes option pricing model. Stock options that included performance and market conditions are valued using the Monte-Carlo simulation model. The Black-Scholes option pricing model requires inputs based on certain assumptions, including (i) the fair value per share of the Company's common stock (ii) the expected stock price volatility, (iii) the calculation of expected term of the award, (iv) the risk-free interest rate and (v) expected dividends. A Monte-Carlo simulation is an analytical method used to estimate value by performing a large number of simulations or trial runs and determining a value based on the possible outcomes from these trial runs.

Prior to becoming a public company, the Company's board of directors determined the fair value of its common stock using a number of objective and subjective factors, as discussed in Note 12, *Stock-based Compensation*, with input from management and valuations performed by an independent third-party valuation specialist. Subsequent to the IPO, the Company determines the fair value using the closing price, on the date of grant, of its Class A common stock, which is publicly traded on the New York Stock Exchange ("NYSE").

The fair value of stock-based payments is recognized as compensation expense, net of expected forfeitures, over the requisite service period, which is generally the vesting period. The fair value of stock-based payments for options that include performance and market conditions is recognized as compensation expense over the requisite service period as achievement of the performance objective becomes probable.

#### ***Restricted Stock Units***

Prior to the IPO, the Company estimated fair value of its restricted stock units ("RSUs") based on the fair value of the underlying common stock, which was estimated similarly to its options as discussed above. Subsequent to the IPO, the Company determines the fair value using the closing price, on the date of grant, of its Class A common stock, which is publicly traded on the NYSE. Stock-based compensation for RSUs is recognized over the requisite service period, which is generally the vesting period, net of expected forfeitures.

#### ***Performance-Based Stock Units***

The Company issued certain performance-based stock units ("PSUs") that vest upon the satisfaction of time-based service, performance-based and market conditions. For the units that vest upon the achievement of certain performance and market conditions, the Company estimated the grant date fair value using a Monte Carlo simulation. The simulation modeled multiple stock price paths in order to estimate the grant date fair value of those with market conditions while the estimated grant date fair value of those with performance conditions was based on the probability of those conditions being met. The performance-based vesting condition was satisfied on June 22, 2021, upon the effectiveness of the Company's registration statement filed under the Securities Act for the sale of the Company's common stock in relation to its IPO. Refer to Note 12, *Stock-Based Compensation*, for further detail on stock-based compensation recognition for the PSUs.

#### ***Employee Stock Purchase Plan***

The fair value of the share purchase rights under the Company's 2021 Employee Stock Purchase Plan ("ESPP") is measured based on the grant date fair value using the Black-Scholes option pricing model. Refer to Note 12, *Stock-Based Compensation*, for further detail on assumptions used in determining the grant date fair value and stock-based compensation recognition for the Company's ESPP grants.

### ***Income Taxes***

The provision for income taxes is computed using the asset and liability method, under which deferred tax assets and liabilities are recognized for the expected future tax consequences of temporary differences between the financial reporting and tax bases of assets and liabilities, and for operating losses and tax credit carryforwards. Deferred tax assets and liabilities are measured using the currently enacted tax rates that apply to taxable income in effect for the years in which those tax assets are expected to be realized or settled.

Management makes estimates, assumptions and judgements to determine the Company's provision for or benefit from income taxes, deferred tax assets and liabilities and any valuation allowances recorded against the Company's deferred tax assets. The Company also assesses the likelihood that its deferred tax assets will be recovered from future taxable income and, to the extent that the Company believes that recovery is not more likely than not, the Company will establish a valuation allowance.

### ***Recently Adopted Accounting Pronouncements***

In February 2016, the Financial Accounting Standards Board (“FASB”) issued ASU 2016-02, *Leases (Topic 842)*, and additional changes, modifications, clarifications or interpretations related to this guidance thereafter (“ASU 2016-02”). ASU 2016-02 requires a reporting entity to recognize ROU assets and lease liabilities on the balance sheet for operating leases to increase transparency and comparability. The Company adopted this standard on February 1, 2022 and elected the package of transition practical expedients which allowed the Company to carry forward prior conclusions related to: (i) whether any expired or existing contracts are or contain leases, (ii) the classification for any expired or existing leases and (iii) initial direct costs for existing leases. Additionally, the Company elected the practical expedient of not separating lease components from non-lease components for all asset classes. The Company also made an accounting policy election to not record ROU assets or lease liabilities for leases with an initial term of 12 months or less and will recognize payments for such leases in the Company’s consolidated statements of operations on a straight-line basis over the lease term. The Company recorded lease liabilities and corresponding ROU assets of approximately \$14.0 million upon adoption of this standard.

In June 2016, the FASB issued ASU 2016-13, with subsequent amendments, *Financial Instruments—Credit Losses (Topic 326): Measurement of Credit Losses on Financial Instruments* (“Topic 326”). The Company adopted Topic 326 on January 31, 2023, with an effective date of February 1, 2022, which amended the impairment model by requiring entities to use a forward-looking approach based on expected losses rather than incurred losses to estimate credit losses on certain types of financial instruments, including trade receivables. The Company utilized the modified-retrospective approach at adoption, under which prior period comparable financial information was not adjusted. The adoption did not have a material impact on the consolidated financial statements and related disclosures.

### **3. Revenue Recognition**

The Company derives its revenues primarily from two sources:

- Subscription revenue consists of subscription fees from customers accessing the Company’s cloud-based software platform and applications, as well as related customer support services; and
- Professional services revenue consists of fees associated with providing services that educate and assist the Company’s customers with the configuration and optimization of the Company’s software platform and applications. Professional services revenue also includes managed services fees where the Company’s consultants work as part of its customers’ teams to help leverage the subscription service to execute on their customer experience management goals.

The Company recognizes revenue upon transfer of control of promised products and services to customers in an amount that reflects the consideration the Company expects to receive in exchange for those products or services.

The Company determines revenue recognition through the following steps:

- Identification of the contract, or contracts, with a customer
- Identification of the performance obligations in the contract
- Determination of the transaction price
- Allocation of the transaction price to the performance obligations in the contract
- Recognition of revenue when, or as, the performance obligation is satisfied

Subscription revenue is recognized ratably over the contract term beginning on the commencement date of each contract, which is the date the Company’s service is made available to customers. Subscription revenue includes customer support services, which together with the accessing of the Company’s cloud-based software platform, generally constitute a single performance obligation comprised of a series of distinct services that are substantially the same and have the same pattern of revenue recognition.

**SPRINKLR, INC.**  
**Notes to Consolidated Financial Statements**

Amounts that have been invoiced because they have the unconditional right to consideration are recorded in accounts receivable and in deferred revenue or revenue, depending on whether the revenue recognition criteria have been met, with the majority being invoiced annually in advance of performance obligations. When determining the transaction price of a contract, an adjustment is made if payment from the customer occurs either significantly before or significantly after performance, resulting in a significant financing component. Applying the practical expedient in the FASB Accounting Standards Codification Topic 606, *Revenue from Contracts with Customers*, the Company does not assess whether a significant financing component exists if the period between when the Company performs its obligations under the contract and when the customer pays is one year or less. One of the Company's contracts contained a significant financing component as of January 31, 2023 as a result of an advance payment from a large customer for a multi-year contract in the prior fiscal year. None of the Company's other contracts contained a significant financing component at January 31, 2023.

Professional services revenues are recognized as the services are rendered for time and materials contracts or on a proportional performance basis for fixed price contracts. The majority of the Company's professional services arrangements are fixed price contracts.

The Company enters into arrangements where it provides managed services associated with assisting its customers in publishing advertisements on social media channels. As part of those arrangements the Company is occasionally required to purchase advertising space from social media channels on behalf of its customers and invoice those costs back to its customer. Revenue from such arrangements is recognized on a net basis as the Company has determined that it is acting as an agent in these transactions.

Some of the Company's product offerings include service-level agreements warranting defined levels of uptime reliability and performance and permitting those customers to receive credits for future services in the event that it fails to meet those levels. To date, the Company has not accrued for any significant liabilities in the accompanying condensed consolidated financial statements as a result of these service-level agreements.

For contracts that are modified for changes in contract specification and requirements, the Company analyzes the modification to determine the accounting treatment of the contract modification as a separate contract, prospectively or through a cumulative catch-up adjustment.

Taxes assessed by a governmental authority that are both imposed on and concurrent with a specific revenue-producing transaction, that are collected by the Company from a customer, are excluded from revenue.

*Contracts with Multiple Performance Obligations*

The Company executes arrangements that include multiple performance obligations (consisting of subscription and professional services). Additionally, the Company is often party to multiple concurrent contracts or contracts pursuant to which a client may purchase a combination of services. These situations require judgment to determine whether the multiple promises are separate performance obligations. Once the Company has determined the performance obligations, the Company determines the transaction price. The Company allocates the transaction price to each performance obligation on a relative standalone selling price ("SSP") basis. The SSP is the price at which the Company would sell promised subscription or professional services separately to a customer. The determination of SSP for each distinct performance obligation requires judgement. The Company determines SSP based on its overall pricing objective, taking into consideration contractually stated prices, size of the arrangement renewal contracts, list prices and internal discounting tables.

*Costs to Obtain Customer Contracts*

Costs to obtain customer contracts, including commissions earned, that are considered incremental and recoverable are capitalized and amortized on a straight-line basis over the anticipated period of benefit. The Company determined the period of benefit by taking into consideration the length of its customer contracts, customer relationship period, technology lifecycle, and other factors. The Company has historically estimated such period of benefit to be three years. During the first quarter of fiscal 2023, the Company updated the period of benefit, noting that recent customer relationship periods extended to an average period of five years. Accordingly, the Company noted a change in the estimate of the amortization period of these costs and will prospectively amortize over a period of benefit of five years. The change in amortization period resulted in an immaterial impact to sales and marketing expense for the year ended January 31, 2023. Sales commissions paid for renewals are not commensurate with commissions paid on the initial contract given the substantive difference in commission rates in proportion to their respective contract values. Amortization expense is recorded in sales and marketing expense within the Company's consolidated statement of operations.

Capitalized costs to obtain customer contracts as of January 31, 2023 were \$113.5 million, of which \$44.1 million is included in prepaid expenses and other current assets and \$69.4 million within other non-current assets.

**SPRINKLR, INC.**  
**Notes to Consolidated Financial Statements**

Capitalized costs to obtain customer contracts as of January 31, 2022 were \$83.0 million, of which \$40.7 million is included in prepaid expenses and other current assets and \$42.3 million within other non-current assets.

During the years ended January 31, 2023, 2022 and 2021, the Company amortized \$44.7 million, \$35.5 million and \$26.6 million, respectively, of costs to obtain customer contracts, included in sales and marketing expense.

*Deferred Revenue*

The Company invoices customers for subscriptions to its products in varying billing cycles with the majority being invoiced annually in advance of performance obligations, and accounts receivable are recorded when the right to consideration becomes unconditional. Deferred revenue consists primarily of customer billings made in advance of performance obligations being satisfied and revenue being recognized.

The term between invoicing and when payment is due is not significant and the Company generally does not provide financing arrangements to customers. Deferred revenue associated with performance obligations that are anticipated to be satisfied, and thus to be revenue recognized, during the succeeding 12-month period is recorded as current deferred revenue and the remaining portion is recorded as deferred revenue, non-current.

The Company recognized revenue of \$276.4 million, \$216.4 million and \$180.0 million during the years ended January 31, 2023, 2022 and 2021, respectively, that was included in the deferred revenue balances at the beginning of the respective periods.

The Company receives payments from customers based on billing schedules as established in its contracts. Contract assets represent amounts for which the Company has recognized revenue in excess of billings pursuant to the revenue recognition guidance. As of January 31, 2023 and 2022, contract assets were \$4.8 million and \$3.2 million, respectively, and were included in prepaid expenses and other current assets.

Remaining performance obligations represent contracted revenues that had not yet been recognized and include deferred revenues and amounts that will be invoiced and recognized in future periods. As of January 31, 2023, the Company's remaining performance obligations were \$719.5 million, approximately \$485.2 million of which the Company expects to recognize as revenue over the next 12 months and the remaining balance will be recognized thereafter. As of January 31, 2022, the Company's remaining performance obligations were previously disclosed as \$586.4 million but should have been \$569.5 million, approximately \$395.0 million (previously disclosed as \$409.2 million) of which the Company expected to recognize as revenue over the next 12 months. The Company believes that the impact was immaterial to the prior year consolidated financial statements.

*Disaggregation of Revenues*

The Company disaggregates its revenue from contracts with customers by geographic region, as it believes that it best depicts how the nature, amount, timing, and uncertainty of its revenues and cash flows are affected by economic factors. Refer to Note 15, Geographic Information, for revenue by geographic location.

**4. Marketable Securities**

The following is a summary of available-for-sale marketable securities, excluding those securities classified within cash and cash equivalents on the consolidated balance sheets:

| <i>(in thousands)</i>                 | January 31, 2023  |                 |                   |                   |
|---------------------------------------|-------------------|-----------------|-------------------|-------------------|
|                                       | Amortized Cost    | Unrealized Gain | Unrealized Losses | Fair Value        |
| Corporate bonds                       | \$ 39,922         | \$ 8            | \$ (68)           | \$ 39,862         |
| Municipal bonds                       | 12,429            | 22              | —                 | 12,451            |
| U.S. government and agency securities | 128,898           | 6               | (367)             | \$ 128,537        |
| Certificates of deposit               | 59,545            | 28              | (155)             | \$ 59,419         |
| Commercial paper                      | 150,131           | 41              | (202)             | 149,970           |
| Marketable securities                 | <u>\$ 390,925</u> | <u>\$ 105</u>   | <u>\$ (791)</u>   | <u>\$ 390,239</u> |

**SPRINKLR, INC.**  
**Notes to Consolidated Financial Statements**

| (in thousands)                        | January 31, 2022  |                 |                   |                   |
|---------------------------------------|-------------------|-----------------|-------------------|-------------------|
|                                       | Amortized Cost    | Unrealized Gain | Unrealized Losses | Fair Value        |
| Corporate bonds                       | \$ 124,639        | \$ 1            | \$ (163)          | \$ 124,477        |
| U.S. government and agency securities | 37,725            | —               | (35)              | 37,690            |
| Commercial paper                      | 48,818            | —               | (2)               | 48,816            |
| Marketable securities                 | <u>\$ 211,182</u> | <u>\$ 1</u>     | <u>\$ (200)</u>   | <u>\$ 210,983</u> |

As of January 31, 2023 and 2022, the maturities of available-for-sale marketable securities did not exceed 12 months.

The following table presents estimated fair value and gross unrealized losses of debt securities in an unrealized loss position for which an allowance for credit losses has not been recorded, aggregated by security category and length of time such securities have been in a continuous unrealized loss position as of January 31, 2023. There are no securities that have been in an unrealized loss position for greater than 12 months. There are no expected credit losses that have been recorded against the Company's investment securities as of January 31, 2023.

|                                       | Less Than One Year |                         |
|---------------------------------------|--------------------|-------------------------|
|                                       | Fair Value         | Gross Unrealized Losses |
| Corporate bonds                       | \$ 39,862          | \$ (68)                 |
| U.S. government and agency securities | \$ 128,537         | \$ (367)                |
| Certificate of deposits               | \$ 59,419          | \$ (155)                |
| Commercial paper                      | \$ 149,970         | \$ (202)                |

The above table includes 180 securities as of January 31, 2023, where the current fair value is less than the related amortized cost. Unrealized losses on the Company's debt securities included in the above table are not considered to be credit-related based upon an analysis that considered the extent to which the fair value is less than the amortized basis of a security, adverse conditions specifically related to the security, changes to credit rating of the instrument subsequent to Company purchase, and the strength of the underlying collateral, if any.

## 5. Fair Value Measurements

The following tables present information about the Company's financial assets that have been measured at fair value on a recurring basis as of January 31, 2023 and 2022, and indicate the fair value hierarchy of the valuation inputs utilized to determine such fair value:

| (in thousands)                        | January 31, 2023 |                   |             |                   | January 31, 2022  |                   |             |                   |
|---------------------------------------|------------------|-------------------|-------------|-------------------|-------------------|-------------------|-------------|-------------------|
|                                       | Level 1          | Level 2           | Level 3     | Total             | Level 1           | Level 2           | Level 3     | Total             |
| <b>Financial Assets:</b>              |                  |                   |             |                   |                   |                   |             |                   |
| Cash Equivalents:                     |                  |                   |             |                   |                   |                   |             |                   |
| Money market funds                    | \$ 73,851        | \$ —              | \$ —        | \$ 73,851         | \$ 281,091        | \$ —              | \$ —        | \$ 281,091        |
| Marketable Securities:                |                  |                   |             |                   |                   |                   |             |                   |
| Corporate bonds                       | —                | 39,862            | —           | 39,862            | —                 | 124,477           | —           | 124,477           |
| Municipal bonds                       | —                | 12,451            | —           | 12,451            | —                 | —                 | —           | —                 |
| U.S. government and agency securities | —                | 128,537           | —           | 128,537           | —                 | 37,690            | —           | 37,690            |
| Certificates of deposit               | —                | 59,419            | —           | 59,419            | —                 | —                 | —           | —                 |
| Commercial paper                      | —                | 149,970           | —           | 149,970           | —                 | 48,816            | —           | 48,816            |
| Total financial assets                | <u>\$ 73,851</u> | <u>\$ 390,239</u> | <u>\$ —</u> | <u>\$ 464,090</u> | <u>\$ 281,091</u> | <u>\$ 210,983</u> | <u>\$ —</u> | <u>\$ 492,074</u> |

**SPRINKLR, INC.**  
**Notes to Consolidated Financial Statements**

The Company classifies its highly liquid money market funds within Level 1 of the fair value hierarchy because they are valued based on quoted market prices in active markets. The Company classifies its commercial paper, corporate and municipal debt securities, U.S. government and agency securities and certificates of deposit within Level 2 because they are valued using inputs other than quoted prices that are directly or indirectly observable in the market, including readily available pricing sources for the identical underlying security which may not be actively traded.

The Company's primary objective when investing excess cash is preservation of capital, hence the Company's marketable securities consist primarily of U.S. government and agency securities, high credit quality corporate debt securities and commercial paper. The Company has classified and accounted for its marketable securities as available-for-sale securities as it may sell these securities at any time for use in the Company's current operations or for other purposes, even prior to maturity. As of January 31, 2023 and 2022, for fixed income securities that were in unrealized loss positions, the Company has determined that (i) it does not have the intent to sell any of these investments and (ii) it is not more likely than not that it will be required to sell any of these investments before recovery of the entire amortized cost basis. In addition, as of January 31, 2023 and 2022, the Company anticipates that it will recover the entire amortized cost basis of such fixed income securities before maturity.

The Company regularly reviews the changes to the rating of its debt securities by rating agencies as well as reasonably monitors the surrounding economic conditions to assess the risk of expected credit losses. As discussed in Note 4, Marketable Securities, as of January 31, 2023 and 2022, there were no securities that were in an unrealized loss position for more than 12 months. The Company has not recorded any impairments in the periods presented.

## 6. Balance Sheet Components

### *Prepaid Expenses and Other Current Assets*

Prepaid expenses and other current assets consisted of the following:

| <i>(in thousands)</i>                          | January 31,      |                   |
|--|------------------|-------------------|
|  | 2023             | 2022              |
| Prepaid hosting and data costs                 | \$ 12,168        | \$ 46,513         |
| Prepaid software costs                         | 6,079            | 5,765             |
| Capitalized commissions costs, current portion | 44,051           | 40,695            |
| Prepaid insurance                              | 1,734            | 2,118             |
| Contract assets                                | 4,785            | 3,161             |
| Other  | 10,048           | 10,915            |
| Prepaid expenses and other current assets      | <u>\$ 78,865</u> | <u>\$ 109,167</u> |

### *Property and Equipment, Net*

Property and equipment, net consisted of the following:

| <i>(in thousands)</i>                          | January 31,      |                  |
|--|------------------|------------------|
|  | 2023             | 2022             |
| Computer equipment                             | \$ 16,283        | \$ 13,544        |
| Office furniture and other                     | 2,540            | 1,256            |
| Leasehold improvements                         | 5,535            | 3,930            |
| Less accumulated depreciation and amortization | (16,875)         | (12,433)         |
| Total fixed assets, net                        | 7,483            | 6,297            |
| Capitalized internal-use software              | 35,962           | 23,065           |
| Less accumulated amortization                  | (20,560)         | (14,657)         |
| Total capitalized internal-use software        | <u>\$ 15,402</u> | <u>\$ 8,408</u>  |
| Property and equipment, net                    | <u>\$ 22,885</u> | <u>\$ 14,705</u> |

**SPRINKLR, INC.**  
**Notes to Consolidated Financial Statements**

Depreciation and amortization expense consisted of the following:

| <i>(in thousands)</i>                                      | Year Ended January 31, |          |          |
|--|------------------------|----------|----------|
|  | 2023                   | 2022     | 2021     |
| Depreciation and amortization expense                      | \$ 6,148               | \$ 4,218 | \$ 2,538 |
| Amortization expense for capitalized internal-use software | \$ 5,903               | \$ 3,428 | \$ 2,526 |

The Company capitalized internal-use software, including stock-based compensation of \$12.9 million, \$7.0 million and \$3.8 million, for the fiscal years ended January 31, 2023, 2022 and 2021, respectively.

***Accrued Expenses and Other Current Liabilities***

Accrued expenses and other current liabilities consisted of the following:

| <i>(in thousands)</i>                        | January 31,      |                   |
|--|------------------|-------------------|
|  | 2023             | 2022              |
| Bonuses                                      | \$ 25,057        | \$ 22,622         |
| Employee liabilities <sup>(1)</sup>          | 16,374           | 21,668            |
| Commissions                                  | 27,866           | 16,496            |
| Accrued litigation settlement <sup>(2)</sup> | —                | 12,000            |
| Accrued sales and use tax liability          | 7,336            | 6,935             |
| Accrued income taxes                         | 3,139            | 2,559             |
| Purchased media costs <sup>(3)</sup>         | 2,965            | 3,227             |
| Professional services                        | 784              | 1,062             |
| Other  | 14,003           | 13,651            |
|  | <u>\$ 97,524</u> | <u>\$ 100,220</u> |

<sup>(1)</sup> Includes \$1.4 million and \$2.3 million of accrued ESPP employee contributions at January 31, 2023 and 2022. Refer to Note 12, *Stock-Based Compensation*, for further discussion of the Company's ESPP.

<sup>(2)</sup> In February 2022, the Company and Opal Labs Inc. ("Opal") agreed to settle all outstanding claims with respect to Opal's complaints alleging breach of contract and violation of Oregon's Uniform Trade Secrets Act, among other claims. The payment was made in March 2022.

<sup>(3)</sup> Purchased media costs consist of amounts owed to the Company's vendors for the purchase of advertising space on behalf of its customers.

**7. Goodwill**

The changes in the carrying amount of goodwill for the periods presented were as follows:

| <i>(in thousands)</i>          | January 31,      |                  |
|--------------------------------|------------------|------------------|
|                                | 2023             | 2022             |
| Balance at beginning of period | \$ 49,911        | \$ 46,823        |
| Business combination           | —                | 3,023            |
| Effect of exchange rates       | 119              | 65               |
| Balance at end of period       | <u>\$ 50,030</u> | <u>\$ 49,911</u> |

In 2021, the Company acquired certain assets from a privately held company in a transaction that qualified as a business combination. Goodwill consists primarily of expected synergies of the acquired workforce and growth opportunities, none of which qualify as separately identifiable intangible assets. This business combination was not material to the consolidated financial statements.

On an annual basis, the Company performs a goodwill impairment analysis. As discussed in Note 2, *Basis of Presentation and Summary of Significant Accounting Policies*, there was no impairment in the periods presented.

## 8. Debt

### *Senior Subordinated Secured Convertible Notes*

In May 2020, the Company issued senior subordinated convertible notes for an aggregate principal amount of \$5.0 million. Upon completion of the IPO in June 2021, the convertible notes were automatically converted (pursuant to their terms) into 9,694,004 shares of Class B common stock. The Company recognized interest expense of \$3.2 million and \$5.5 million for the years ended January 31, 2022 and 2021, respectively, related to the notes.

### *Credit Agreement*

The Company maintains a credit agreement with Silicon Valley Bank (the “SVB Credit Facility”). Under the most recent amended terms of the SVB Credit Facility, the Company can borrow up to \$50.0 million on its revolving credit loan facility at the higher of prime interest rate or federal funds effective rate plus 0.50%, provided that in no event shall the total interest rate be less than 5.50%. The SVB Credit Facility, which expires on January 31, 2026, requires the Company to maintain a monthly adjusted quick ratio of no less than 1.25:1.00.

In addition, the SVB Credit Facility also provides for issuance of letters of credit that reduce the available borrowing capacity. As of January 31, 2023, the Company had a sub-limit of \$15.0 million letters of credit available, of which \$4.6 million was issued. As of January 31, 2022, the Company had a sub-limit of \$5.0 million letters of credit of available, of which \$0.7 million was issued.

On March 23, 2023, the Company provided notice to Silicon Valley Bank of our intent to terminate the SVB Credit Facility.

## 9. Leases

The Company adopted ASC 842 as of February 1, 2022. The Company has operating leases for corporate offices under non-cancelable operating leases with various expiration dates. The Company does not have finance leases.

The components of lease expense were as follows:

| <i>(in thousands)</i> | <b>Year Ended January 31, 2023</b> |
|-----------------------|------------------------------------|
| Operating lease cost  | \$ 8,145                           |
| Variable lease cost   | 1,147                              |
| Short-term lease cost | 763                                |
| Total lease cost      | <u>\$ 10,056</u>                   |

The weighted-average remaining lease term and discount rate were as follows:

|  | <b>January 31, 2023</b> |
|--|-------------------------|
| Weighted-average remaining lease term (in years) | 2.96                    |
| Weighted-average discount rate                   | 11.01 %                 |



**SPRINKLR, INC.**  
**Notes to Consolidated Financial Statements**

The maturities of lease liabilities under non-cancelable operating leases, net of lease incentives were as follows as of January 31, 2023:

*(in thousands)*

**Fiscal year ended January 31,**

|                              |    |         |
|------------------------------|----|---------|
| 2024                         | \$ | 8,553   |
| 2025                         |    | 4,604   |
| 2026                         |    | 3,447   |
| 2027                         |    | 2,239   |
| 2028                         |    | 774     |
| Thereafter                   |    | —       |
| Total minimum lease payments | \$ | 19,617  |
| Less: imputed interest       |    | (2,850) |
| Total                        | \$ | 16,767  |

Future minimum lease payments under non-cancelable operating leases as of January 31, 2022 under ASC 840 were as follows:

*(in thousands)*

**Fiscal year ended January 31,**

|                     |    |        |
|---------------------|----|--------|
| 2023                | \$ | 9,676  |
| 2024                |    | 8,036  |
| 2025                |    | 3,165  |
| 2026                |    | 2,034  |
| 2027 and thereafter |    | 1,726  |
| Total               | \$ | 24,637 |

Rent expense for operating leases for the year ended January 31, 2022 and 2021, which was accounted for under ASC 840 *Leases*, was \$7.4 million and \$7.2 million, respectively.

**10. Commitments and Contingencies**

***Contractual Obligations and Commitments***

The Company has non-cancelable minimum guaranteed purchase commitments for data and hosting services as of January 31, 2023 as follows:

*(in thousands)*

**Fiscal year ended January 31,**

|                     |    |         |
|---------------------|----|---------|
| 2024                | \$ | 86,882  |
| 2025                |    | 76,431  |
| 2026                |    | 19,817  |
| 2027                |    | 23,097  |
| 2028 and thereafter |    | 14,706  |
| Total               | \$ | 220,933 |

### ***Legal Matters***

From time to time, the Company, various subsidiaries, and certain current and former officers may be named as defendants in various lawsuits, claims, investigations and proceedings arising from the normal course of business. The Company also may become involved with contract issues and disputes with customers. With respect to litigation in general, based on the Company's experience, management believes that the amount of damages claimed in a case are not a meaningful indicator of the potential liability. Claims, suits, investigations and proceedings are inherently uncertain and it is not possible to predict the ultimate outcome of cases. The Company believes that it has valid defenses with respect to the legal matters pending against the Company and intends to vigorously contest each of them.

The Company makes a provision for a liability relating to legal matters when it is both probable that a liability has been incurred and the amount of the loss can be reasonably estimated. These provisions are reviewed at least quarterly and adjusted to reflect the impacts of negotiations, estimated settlements, legal rulings, advice of legal counsel and other information and events pertaining to a particular matter. In management's opinion, resolution of all current matters is not expected to have a material adverse impact on the Company's condensed consolidated results of operations, cash flows or financial position. However, if an unfavorable ruling were to occur in any specific period, there exists the possibility of a material adverse impact on the results of operations for that period. At January 31, 2023, the Company had no provision for liability under existing litigation.

On September 7, 2017, a complaint was filed by Opal against the Company in the Circuit Court of the State of Oregon, alleging breach of contract and violation of Oregon's Uniform Trade Secrets Act, among other claims. On September 5, 2018, the case was moved from state court to federal court on the Company's motion. On February 25, 2022, the Company and Opal agreed to settle all outstanding claims with respect to Opal's complaints. On March 1, 2022, the court dismissed all of Opal's claims with prejudice. The Company and Opal finalized the settlement on March 15, 2022, which was accrued as of January 31, 2022 and paid on March 30, 2022.

## **11. Stockholders' Equity**

### **Common Stock and Undesignated Preferred Stock**

In connection with the completion of the Company's IPO on June 25, 2021, (i) all then outstanding common stock was reclassified to an equal number of shares of the Company's Class B common stock and (ii) all then outstanding preferred stock was converted into an equal number of shares of the Company's Class B common stock, as discussed below.

Further, in connection with the IPO, Company filed a new Amended and Restated Certificate of Incorporation that authorizes the issuance of 2,000,000,000 shares of Class A common stock with a par value of \$0.00003 per share, 310,000,000 shares of Class B common stock with a par value of \$0.00003 per share, and 20,000,000 shares of undesignated preferred stock with a par value of \$0.00003 per share. The rights of the holders of Class A common stock and Class B common stock are identical, except with respect to voting and conversion rights. Each share of Class A common stock is entitled to one vote per share. Each share of Class B common stock is entitled to ten votes per share and is convertible into one share of Class A common stock. Subject to preferences that may apply to any shares of preferred stock outstanding at the time, the holders of Class A common stock and Class B common stock will be entitled to share equally, identically and ratably, on a per share basis, with respect to any dividend or distribution of cash or property paid or distributed by the company, unless different treatment of the shares of the affected class is approved by the affirmative vote of the holders of a majority of the outstanding shares of such affected class, voting separately as a class.

### **Convertible Preferred Stock**

In fiscal year 2021, the Company closed on a private placement and issuance of 10,800,000 shares of its Series G-1 convertible preferred stock (the "Series G-1") at a price per share of \$9.25 and 9,100,000 shares of its Series G-2 convertible preferred stock (the "Series G-2"), at a price per share of \$11.00 for total gross proceeds of \$200.0 million (collectively, "Series G"), before deducting placement agent fees, offering expenses and issued warrants. Compared to Series G-1, Series G-2 include, among other provisions, certain protective provisions not available to the holders of Series G-1.

Upon the completion of the Company's IPO, all of the then-outstanding shares of convertible preferred stock were automatically converted into an aggregate of 20,902,273 of shares of Class B common stock on a one-to-one basis and the carrying value was reclassified into Class B common stock and additional paid-in capital on the consolidated balance sheet.

### **Common Stock Warrants**

In fiscal year 2022, the Company issued warrants allowing the holders of both the Series G-1 and Series G-2 preferred stock to purchase up to 2.5 million shares of common stock for \$10.00 per share. The warrants expire on October 7, 2025. The Company recognized the fair value of the warrants of \$7.6 million as additional-paid-in capital using the Black-Scholes option pricing model and an equivalent discount that reduced the carrying value of the Series G-1 and Series G-2 preferred stock to \$95.9 million and \$95.9 million, respectively.

During 2012, the Company issued fully vested warrants to purchase 231,000 shares of common stock at an exercise price of \$0.08 to SVB as part of a loan agreement. In June 2021, 230,259 shares of Class B common stock were issued upon the cashless exercise of these common stock warrants.

As of January 31, 2023 and 2022, there was 2.5 million of common stock warrants outstanding, respectively.

## **12. Stock-Based Compensation**

### ***Equity Incentive Plans***

The Sprinklr, Inc. 2011 Equity Incentive Plan (the "2011 Plan") provided certain equity grants to the Company's employees, directors, consultants and service providers. The 2011 Plan was terminated as to future awards in June 2021 upon the adoption of the Sprinklr, Inc. 2021 Equity Incentive Plan (the "2021 Plan"), although it continues to govern the terms of any equity grants that remain outstanding under the 2011 Plan.

The Company's board of directors adopted the 2021 Plan in May 2021, which was subsequently approved by its stockholders and became effective on June 22, 2021. Initially, the maximum number of shares of the Company's Class A common stock that may be issued under the 2021 Plan was 80,401,680 shares, which includes (i) 25,480,000 new shares of Class A common stock and (ii) shares subject to outstanding awards granted under the 2011 Plan that expire or otherwise terminate or that are not issued or are otherwise reacquired by the Company under certain circumstances. The 2021 Plan provides that the number of shares reserved and available for issuance under the 2021 Plan will automatically increase each January 1, beginning on January 1, 2022 and ending on (and including) January 1, 2031, by an amount equal to 5% of the number of our Class A and Class B common stock outstanding on the immediately preceding December 31 or such lesser number of shares as determined by the Company's board of directors. As of January 31, 2023, there were 51,298,472 shares available for grant under the 2021 Plan.

The 2021 Plan provides for the grant of incentive stock options, non-statutory stock options, stock appreciation rights, restricted stock awards, RSUs, PSUs, and other forms of awards to employees, directors and consultants, including employees and consultants of the Company's affiliates, as permitted by law.

### ***Performance-Based Stock Units***

In January 2021, the Company granted 3,100,000 PSUs to certain executives that vest over a five-year period if certain performance and market conditions are met. The performance condition was met on June 22, 2021, the effective date of the Company's registration statement, filed in connection with its IPO. The market conditions of the PSUs will be achieved on the date, following the IPO, on which the volume weighted-average trading price of the Company's Class A common stock has, for 45 consecutive trading days, equaled or exceeded pre-determined threshold prices ranging between \$30 and \$100. If the first threshold of \$30 is not met, then no shares will vest. Each PSU is equal to and paid in one share of Class B common stock. The number of shares actually issued will range from zero to 3,100,000 shares in the aggregate. If the market conditions are not met on or prior to the five year anniversary of the grant date, the associated awards will not vest and be subsequently cancelled.

To determine the fair value of the PSUs, the Company utilized a Monte Carlo simulation, a computational algorithm which allowed the Company to model the impact of one or more, often uncertain, variables on the value of complex securities and evaluate many possible outcomes to forecast the stock price of the Company. As part of the valuation, the Company considered various scenarios related to the pricing, timing and probability of an IPO. The Company applied an annual equity volatility of 40.0%, a risk-free rate of 0.42%, fair value of common stock of \$9.07 per share and an expected term of five years to arrive at a valuation of \$3.5 million on the grant date.

**SPRINKLR, INC.**  
**Notes to Consolidated Financial Statements**

The achievement of the performance condition was not deemed probable until the effective date of the Company's registration statement, and therefore, stock-based compensation related to these PSUs remained unrecognized prior to that date. Upon effectiveness of the Company's registration statement on June 22, 2021, the Company recognized cumulative stock-based compensation based on the proportion of the requisite service period already completed since the date of grant, which amounted to \$0.4 million using the accelerated attribution method. The remaining stock-based compensation is recognized over the subsequent remaining requisite service period.

As of January 31, 2023, 1,450,000 of the PSUs remain outstanding as certain awards were cancelled due to grantee departures.

**Chief Executive Officer Stock Option Agreement**

In March 2019, the Company granted options to purchase 9,274,528 shares of common stock to its Chief Executive Officer. The grant was split into four tranches, each covering 2,318,632 shares of common stock. Tranche 1 was service-based and vested over three years, with the full amount of the related stock-based compensation recognized by March 2022. Tranches 2, 3 and 4 are performance-based, with tranche 2 vesting upon the date of effectiveness of the Company's registration statement and tranches 3 and 4 vesting if the Company's share price equals or exceeds certain values at or after the date of the effectiveness of the Company's registration statement.

For the 6,955,896 options that were subject to the performance condition satisfied upon the effectiveness of the Company's registration statement, stock-based compensation expense remained unrecognized until the effective date of June 22, 2021. On this date, the 2,318,632 options under tranche 2 vested and the Company recognized cumulative stock-based compensation expense of \$5.8 million using the accelerated attribution method for the portion of the options for which the service-based vesting condition was fully or partially satisfied. The remaining stock-based compensation expense associated with tranches 3 and 4 was recognized through the subsequent remaining requisite service period, or March 2022. If the market conditions associated with tranches 3 and 4 are not met by May 1, 2023, the associated options will not vest and be subsequently cancelled.

To determine the fair value of stock options that include market and performance conditions (tranches 2, 3 and 4), the Company utilized a Monte Carlo simulation, which allowed for the modeling of complex securities and evaluate many possible outcomes to forecast the stock price of the Company post-IPO. As part of the valuation, the Company considered various scenarios related to the pricing, timing and probability of an IPO. The Company applied an annual equity volatility of 44.0%, a risk-free rate of 2.6%, fair value of the common stock of \$4.14 and an expected term of ten years to arrive at a valuation of \$6.1 million on the grant date.

**Summary of Stock Option Activity**

A summary of the Company's stock option activity for the Plan for year ended January 31, 2023 is as follows:

|  | <b>Number of Stock<br/>Options Outstanding</b> | <b>Weighted Average<br/>Exercise Price</b> | <b>Weighted Average<br/>Remaining Contractual<br/>Life</b> | <b>Aggregate Intrinsic<br/>Value</b> |
|--|--|--|--|--------------------------------------|
|  | <i>(in thousands)</i>                          |  | <i>(in years)</i>  | <i>(in thousands)</i>                |
| Balance as of January 31, 2022                     | 44,355   | \$ 6.23                                    | 7.8  | \$ 226,504                           |
| Exercised  | (5,392)  | 4.60                                       |  |                                      |
| Cancelled/forfeited                                | (5,902)  | 8.40                                       |  |                                      |
| Expired  | (12)   | 4.24                                       |  |                                      |
| Balance as of January 31, 2023                     | <u>33,049</u>                                  | <u>\$ 6.11</u>                             | 6.6  | \$ 135,831                           |
| Exercisable as of January 31, 2023                 | 23,808   | \$ 5.49                                    | 6.3  | \$ 110,167                           |
| Vested and expected to vest as of January 31, 2023 | 31,218   | \$ 5.91                                    | 6.5  | \$ 133,364                           |

**SPRINKLR, INC.**  
**Notes to Consolidated Financial Statements**

|   | Year Ended January 31, |           |           |
|---|------------------------|-----------|-----------|
|   | 2023                   | 2022      | 2021      |
| Intrinsic value of options exercised                            | \$ 32,391              | \$ 83,387 | \$ 51,952 |
| Estimated grant date fair value of options vested in the period | \$ 32,085              | \$ 29,256 | \$ 14,900 |

The weighted-average grant date fair value of options granted in the years ended January 31, 2022 and 2021 were \$.58 and \$2.96, respectively. There were no options granted during fiscal 2023.

***Determining Fair Value of Stock Options***

The fair value of each option grant with service and performance conditions is estimated on the date of grant using the Black-Scholes option valuation model. The following assumptions were used to estimate the fair value of options granted to employees for the years ended January 31, 2022 and 2021:

|                            | Year Ended January 31, |                 |
|----------------------------|------------------------|-----------------|
|                            | 2022                   | 2021            |
| Expected term (in years)   | 6.0                    | 6.1             |
| Risk-free interest rate    | 0.9% - 1.4%            | 0.3% - 0.8%     |
| Expected volatility        | 50.9% - 52.1%          | 42.3% - 45.5%   |
| Expected dividend rate     | 0%                     | 0%              |
| Fair value of common stock | \$10.96 - \$14.02      | \$4.93 - \$9.07 |

The assumptions were based on the following for each of the periods presented:

*Expected term*—The expected term represents the period that the Company’s stock-based awards are expected to be outstanding. As all of the Company’s option grants are considered to be “plain vanilla,” the Company determined the expected term using the simplified method. The simplified method calculates the expected term as the average of the time-to-vesting and contractual terms of the stock-based award.

*Risk-free interest rate*—The risk-free interest rate is based on U.S. Treasury zero coupon issues with remaining terms similar to the expected term on the options.

*Expected volatility*—Because the Company had limited trading history by which to determine the volatility of its own common stock price, the expected volatility being used is derived from the historical stock volatilities of a representative industry peer group of comparable publicly listed companies over a period approximately equal to the expected term of the options.

*Expected dividend rate*—The Company has never declared or paid any cash dividends and does not anticipate paying cash dividends in the foreseeable future, and, therefore, used an expected dividend yield of zero in the valuation model.

*Fair value of common stock*—Prior to the IPO, the fair value of common stock underlying the stock options had historically been determined by the Company’s board of directors, with input from the Company’s management and its valuations from an independent-third party valuation specialist. The Company’s board of directors previously determined the fair value of the common stock at the time of grant of the options by also considering a number of objective and subjective factors, including valuations of comparable companies, sales of common stock to unrelated third parties, operating and financial performance, the lack of liquidity of the Company’s capital stock, and general and industry-specific economic outlook. Subsequent to the IPO, the Company determines the fair value using the closing price, on the date of grant, of the Company’s Class A common stock, which is publicly traded on the NYSE.

*Forfeiture rate*—The Company estimates forfeitures at the time of grant and revises those estimates in subsequent periods if actual forfeitures differ from those estimates. For non-executive employees, the estimated forfeiture rate assumes that the likelihood that an award will be forfeited decreases through the passage of time.

**SPRINKLR, INC.**  
**Notes to Consolidated Financial Statements**

**Restricted Stock Units**

A summary of the Company's RSU activity was as follows:

| <i>(in thousands except per share data)</i> | <b>Number of Restricted Stock<br/>Units Outstanding</b> | <b>Weighted Average<br/>Grant Date Fair Value</b> |
|---|---|---|
| Balance as of January 31, 2022              | 1,730   | \$ 14.67  |
| Granted                                     | 9,690   | 12.12   |
| Released                                    | (622)   | 14.17   |
| Cancelled/forfeited                         | (1,398)   | 13.74   |
| Balance as of January 31, 2023              | 9,400   | \$ 12.23  |

In January 2021, the Company granted 300,000 RSUs with a performance condition. These RSUs vest over a five-year period, with 20% met after one year and then equal quarterly installments over the succeeding four years if a certain performance condition is met. The performance condition was met upon the effective date of the Company's registration statement, filed in connection with its IPO, June 22, 2021. Stock-based compensation related to these RSUs remained unrecognized prior to effectiveness of the Company's registration statement as the performance condition was not yet deemed probable. On June 22, 2021, the Company recognized cumulative stock-based compensation based on the proportion of the requisite service period already completed since the date of grant, which amounted to \$0.6 million using the accelerated attribution method. The remaining stock-based compensation is recognized over the subsequent remaining requisite service period.

Prior to the IPO, the Company estimated the fair value of its service-based RSUs based on the fair value of the underlying common stock, which it estimated in a similar manner to its pre-IPO options, as discussed above. Subsequent to the IPO, the Company determines the fair value of its service-based RSUs using the closing price, on the date of grant, of its Class A common stock, which is publicly traded on the NYSE.

**Employee Stock Purchase Plan ("ESPP")**

In June 2021, the Company's ESPP became effective. The ESPP initially reserved up to 5,100,000 shares of the Company's Class A common stock to certain eligible employees or, as designated by the board of directors. The number of shares reserved for issuance under the ESPP automatically increase each January 1, beginning on January 1, 2022 and ending on (and including) January 1, 2031, by an amount equal to the lesser of (i) 1% of the outstanding number of shares of Class A and Class B common stock on the immediately preceding December 31 and (ii) 15,300,000, or such lesser number of shares as determined by the Company's board of directors. The ESPP is intended to qualify as an 'employee stock purchase plan' under Section 423 of the Internal Revenue Code and also contains the necessary rights to permit participation by eligible employees who are foreign nationals or employed outside of the United States while complying with applicable foreign laws. The Company has 8,479,135 shares reserved for future issuance as of January 31, 2023.

Under the ESPP, employees may purchase common stock through payroll deductions at a price equal to 85% of the lower of the fair market value of the Class A common stock on (i) the first trading day of each offering period and (ii) the last trading day of each related offering period. The ESPP provides for consecutive offering periods that will typically have a duration of approximately 12 months in length and is comprised of two purchase periods of approximately six months in length. The offering periods are scheduled to start on the first trading day on or after June 15 and December 15 of each year, subject to a reset provision. The first offering period commenced on June 23, 2021.

If the fair market value of the Company's stock on the offering date is higher than the fair market value of the Company's stock on the last day of any applicable purchase period, participants will be withdrawn from the ongoing offering period and automatically be enrolled in the subsequent offering period, resulting in modification accounting. This reset provision resulted in incremental charges totaling \$2.4 million and \$3.4 million for the years ended January 31, 2023 and 2022, respectively.

ESPP employee payroll contributions accrued as of January 31, 2023 and 2022 totaled \$1.4 million and \$2.3 million, respectively, and are included within accrued expenses and other current liabilities in the consolidated balance sheet. Employee payroll contributions ultimately used to purchase shares will be reclassified to stockholders' equity on the purchase date. The Company recorded stock-based compensation of \$8.6 million and \$6.1 million during the years ended January 31, 2023 and 2022 in connection with the ESPP.

**SPRINKLR, INC.**  
**Notes to Consolidated Financial Statements**

The fair value of the share purchase rights granted under the ESPP during the year ended January 31, 2023 was estimated on the date of grant using the Black-Scholes option pricing model with the following assumptions:

|                            | <b>Year Ended January 31,</b> |                   |
|----------------------------|-------------------------------|-------------------|
|                            | <b>2023</b>                   | <b>2022</b>       |
| Expected term (in years)   | 0.5 - 1.0                     | 0.5 - 1.0         |
| Risk-free interest rate    | 2.2% - 4.6%                   | 0.1% - 0.3%       |
| Expected volatility        | 66.2% - 81.9%                 | 49.3% - 57.0%     |
| Expected dividend rate     | 0%                            | 0%                |
| Fair value of common stock | \$8.84 - \$9.84               | \$14.27 - \$22.37 |

*Deferred Stock Compensation Plan*

In May 2020, the Company implemented a program that provides eligible employees the opportunity, through regular payroll deductions, to purchase shares of the Company's common stock worth between 10% to 25% of the employee's salary as elected by the participant, subject to certain caps set forth under the program. Employees were able to purchase shares of the Company's common stock at the lower of the fair value of the common stock at the beginning or ending date of the purchase period, which commenced on June 1, 2020 and concluded on June 1, 2021. Receipt of common stock under this program was contingent on continued employment through June 1, 2021.

This share-settled obligation was recognized in June 2021, at which point the employees were granted shares under this program. In determining the fair value of the right to purchase under this program, the Company used the Monte-Carlo simulation and applied an annual equity volatility of 48.2%, a risk-free rate of 0.17%, fair value of the common stock of \$4.93 and an expected term of one year to arrive at a valuation of \$1.9 million for the put right, resulting in a grant date fair value of \$5.86. The Company recognized \$3.2 million of stock-based compensation expense during the year ended January 31, 2022 related to shares issuable pursuant to this program. On June 7, 2021, the Company issued 1,769,945 shares in connection with this program based on the fair value of the common stock at the beginning of the purchase period.

*Secondary Stock Sale*

In October 2020, in connection with the sale of the Series G convertible preferred stock, the purchasers of the Series G convertible preferred stock facilitated a secondary stock sale to purchase 9,707,427 shares of common stock from certain eligible employees for \$9.25 per share for an aggregate purchase price of \$89.8 million. The Company recognized stock-based compensation of \$16.3 million in connection with the sale, which represented the difference between the purchase price and the estimated fair value of the common stock on the date of the sale.

*Tender Offer Transaction*

In November 2020, the Company, the purchasers of the Series G convertible preferred stock and other existing investors commenced a tender offer to acquire 5,974,776 shares of convertible preferred stock and 3,303,891 shares of common stock from employees and from certain existing and former employees and other existing investors.

The shares were repurchased from the stockholders at a purchase price of \$9.25 per share. As a result of this transaction, the Company recognized \$0.6 million as deemed dividends as a reduction to stockholders' deficit in relation to the excess of the selling price of convertible preferred stock paid to the existing investors over the original issuance price paid by investors of the shares tendered, and \$5.2 million of share-based compensation expense for the difference between the price paid for shares held by our employees and former employee stockholders and the estimated fair market value on the date of the transaction.

**SPRINKLR, INC.**  
**Notes to Consolidated Financial Statements**

**Stock-Based Compensation Expense**

Stock-based compensation expense included in operating results was allocated as follows:

| (in thousands)                                       | Year Ended January 31, |                  |                  |
|--|------------------------|------------------|------------------|
|  | 2023                   | 2022             | 2021             |
| Cost of subscription                                 | \$ 1,528               | \$ 1,794         | \$ 2,012         |
| Cost of professional                                 | 2,249                  | 2,448            | 1,658            |
| Research and development                             | 10,678                 | 6,417            | 4,804            |
| Sales and marketing                                  | 26,651                 | 19,929           | 14,976           |
| General and administrative <sup>(1)</sup>            | 14,411                 | 19,543           | 21,619           |
| Stock-based compensation, net of amounts capitalized | 55,517                 | 50,131           | 45,069           |
| Capitalized stock-based compensation                 | 2,540                  | 696              | —                |
| Total stock-based compensation                       | <u>\$ 58,057</u>       | <u>\$ 50,827</u> | <u>\$ 45,069</u> |

| (in thousands)                          | Year Ended January 31, |                  |                  |
|---|------------------------|------------------|------------------|
|   | 2023                   | 2022             | 2021             |
| Equity classified awards <sup>(2)</sup> | \$ 57,057              | \$ 49,827        | \$ 44,159        |
| Other awards <sup>(3)</sup>             | 1,000                  | 1,000            | 910              |
| Total stock-based compensation          | <u>\$ 58,057</u>       | <u>\$ 50,827</u> | <u>\$ 45,069</u> |

| (in thousands)                               | Year Ended January 31, |                  |                  |
|--|------------------------|------------------|------------------|
|  | 2023                   | 2022             | 2021             |
| Stock options <sup>(4)</sup>                 | \$ 23,454              | \$ 36,385        | \$ 14,896        |
| Performance-based stock units <sup>(5)</sup> | (55)                   | 897              | 19               |
| Restricted stock units <sup>(4)</sup>        | 24,963                 | 3,196            | 555              |
| Employee stock purchase plan                 | 8,695                  | 6,142            | —                |
| Deferred stock compensation plan             | —                      | 3,206            | 7,171            |
| Secondary stock sale                         | —                      | —                | 16,331           |
| Tender offer transaction                     | —                      | —                | 5,187            |
| Total stock-based compensation               | <u>\$ 57,057</u>       | <u>\$ 49,827</u> | <u>\$ 44,159</u> |

<sup>(1)</sup> For the fiscal years ended January 31, 2023, 2022 and 2021 the net impact of stock-based compensation related to modifications was immaterial.

<sup>(2)</sup> Expense associated with equity-classified awards includes \$8.6 million and \$6.1 million of ESPP expense recognized during the years ended January 31, 2023 and 2022, respectively. For the year ended January 31, 2021, it includes \$16.3 million recognized in connection with the secondary stock sale and \$5.2 million recognized in connection with the tender offer transaction.

<sup>(3)</sup> Non-employee grant recorded over five years, representing the same period and in the same manner as if the grantor had paid cash for the services instead of paying with or using the share-based payment award.

<sup>(4)</sup> Stock-based compensation for the year ended January 31, 2022 includes the acceleration of the expense recognized upon the effectiveness of the Company's registration statement for the Chief Executive Officer's performance-based stock options. Similarly, the acceleration of the expense for performance-based RSUs upon the effectiveness of the Company's registration statement is captured within the stock-based compensation for RSUs for the year ended January 31, 2022.

<sup>(5)</sup> The stock-based compensation for performance-based stock units during the year ended January 31, 2023 includes the impact of stock-based compensation modifications.



**SPRINKLR, INC.**  
**Notes to Consolidated Financial Statements**

As of January 31, 2023, total unrecognized compensation cost related to unvested awards not yet recognized under all equity compensation plans, was as follows:

|                         | January 31, 2023     |  |
|-------------------------|----------------------|--|
|                         | Unrecognized Expense | Weighted Average Expense Recognition Period (in years) |
| <i>(in thousands)</i>   |                      |  |
| Stock options           | \$ 28,296            | 2.1  |
| Performance share units | \$ 854               | 2.1  |
| Restricted stock units  | \$ 64,674            | 3.2  |
| ESPP                    | \$ 3,764             | 1.0  |

### 13. Net Loss Per Share

Prior to the Company's IPO in June 2021, the Company computed net loss per share using the two-class method required for participating securities. The two-class method required income available to ordinary shareholders for the period to be allocated between ordinary shares and participating securities based upon their respective rights to receive dividends as if all income for the period had been distributed. The Company considered its convertible preferred shares to be participating securities as the holders of the convertible preferred shares would be entitled to dividends that would be distributed to the holders of ordinary shares, on a pro-rata basis assuming conversion of all convertible preferred shares into ordinary shares. These participating securities did not contractually require the holders of such shares to participate in the Company's losses. As such, net loss was not allocated to the Company's participating securities.

Basic net loss per share is computed by dividing net loss attributable to common stockholders (the numerator) by the weighted-average number of shares of common stock outstanding (the denominator) during the period. In periods of losses, diluted loss per share is computed on the same basis as basic loss per share as the inclusion of any other potential shares outstanding would be anti-dilutive.

Following the Company's IPO in June 2021, the Company has two classes of common stock: Class A common stock and Class B common stock. The rights of the holders of Class A common stock and Class B common stock are identical, except with respect to voting, conversion and transfer rights. All shares of the Company's common stock outstanding immediately prior to the Company's IPO, including all shares held by executive officers, directors and their respective affiliates, and all shares issuable on the conversion of outstanding convertible preferred stock, were converted into shares of the Company's Class B common stock immediately prior to the completion of the offering. As the liquidation and dividend rights are identical, the undistributed earnings are allocated on a proportionate basis to each class of common stock and the resulting basic and diluted net loss per share attributable to common stockholders are, therefore, the same for both Class A and Class B common stock on both an individual and combined basis.

The following table sets forth the computation of basic and diluted net loss per share:

|  | Year Ended January 31, |                     |                    |
|--|------------------------|---------------------|--------------------|
|  | 2023                   | 2022                | 2021               |
| <i>(in thousands, except per share amounts)</i>  |                        |                     |                    |
| <b>Numerator:</b>  |                        |                     |                    |
| Net loss   | \$ (55,742)            | \$ (111,470)        | \$ (37,970)        |
| Deemed dividend in relation to tender offer  | —                      | —                   | (600)              |
| Net loss attributable to Sprinklr common stockholders  | <u>\$ (55,742)</u>     | <u>\$ (111,470)</u> | <u>\$ (38,570)</u> |
| <b>Denominator:</b>  |                        |                     |                    |
| Weighted-average shares outstanding used in computing net loss per share attributable to Sprinklr common stockholders, basic and diluted | 259,530                | 195,020             | 90,378             |
| Net loss per common share attributable to Sprinklr common stockholders, basic and diluted  | <u>\$ (0.21)</u>       | <u>\$ (0.57)</u>    | <u>\$ (0.42)</u>   |

**SPRINKLR, INC.**  
**Notes to Consolidated Financial Statements**

Potentially dilutive securities that were not included in the diluted per share calculations because they would be anti-dilutive were as follows:

| <i>(in thousands)</i>                         | <b>Year Ended January 31,</b> |               |                |
|---|-------------------------------|---------------|----------------|
|   | <b>2023</b>                   | <b>2022</b>   | <b>2021</b>    |
| Convertible Preferred Stock                   | —                             | —             | 120,902        |
| Options to purchase common stock              | 33,049                        | 44,355        | 46,455         |
| Convertible note                              | —                             | —             | 8,653          |
| Performance share units                       | 1,450                         | 3,175         | 3,100          |
| Restricted stock units                        | 9,400                         | 1,730         | 450            |
| ESPP  | 168                           | 242           | —              |
| Deferred stock compensation plan              | —                             | —             | 1,217          |
| Warrants to purchase common stock             | 2,500                         | 2,500         | 2,731          |
| Total shares excluded from net loss per share | <u>46,567</u>                 | <u>52,002</u> | <u>183,508</u> |

**14. Income Taxes**

The domestic and foreign component of the loss before provision for income taxes was as follows:

| <i>(in thousands)</i> | <b>Year Ended January 31,</b> |                     |                    |
|-----------------------|-------------------------------|---------------------|--------------------|
|                       | <b>2023</b>                   | <b>2022</b>         | <b>2021</b>        |
| Domestic              | \$ (70,072)                   | \$ (123,956)        | \$ (39,957)        |
| Foreign               | 22,604                        | 19,402              | 5,764              |
| Total                 | <u>\$ (47,468)</u>            | <u>\$ (104,554)</u> | <u>\$ (34,193)</u> |

The provision for income taxes consisted of the following:

| <i>(in thousands)</i>            | <b>Year Ended January 31,</b> |                 |                 |
|----------------------------------|-------------------------------|-----------------|-----------------|
|                                  | <b>2023</b>                   | <b>2022</b>     | <b>2021</b>     |
| Current tax provision            |                               |                 |                 |
| Federal                          | \$ —                          | \$ —            | \$ —            |
| State                            | 69                            | 67              | 102             |
| Foreign                          | 8,039                         | 6,987           | 3,785           |
|                                  | <u>\$ 8,108</u>               | <u>\$ 7,054</u> | <u>\$ 3,887</u> |
| Deferred tax expense (benefit):  |                               |                 |                 |
| Federal                          | \$ 92                         | \$ 88           | \$ 85           |
| State                            | 142                           | 92              | 99              |
| Foreign                          | (68)                          | (318)           | (294)           |
|                                  | <u>166</u>                    | <u>(138)</u>    | <u>(110)</u>    |
| Total provision for income taxes | <u>\$ 8,274</u>               | <u>\$ 6,916</u> | <u>\$ 3,777</u> |

**SPRINKLR, INC.**  
**Notes to Consolidated Financial Statements**

A reconciliation of the U.S. federal statutory income tax rate to the Company's effective tax rate was as follows:

|  | Year Ended January 31, |        |         |
|--|------------------------|--------|---------|
|  | 2023                   | 2022   | 2021    |
| U.S. federal statutory rate                              | 21.0 %                 | 21.0 % | 21.0 %  |
| Effect of:   |                        |        |         |
| State taxes, net of U.S. federal benefit                 | 2.2                    | 2.8    | 0.2     |
| Foreign taxes in excess of the U.S. rate differential    | (5.5)                  | (1.8)  | (1.1)   |
| Non-deductible expenses                                  | (14.0)                 | (8.7)  | (23.0)  |
| Changes in valuation allowance                           | (15.9)                 | (23.9) | (16.1)  |
| Excess tax benefits related to shared based compensation | 4.4                    | 4.8    | 10.9    |
| Global Intangible Low Taxed Income (GILTI) inclusion     | (12.7)                 | —      | —       |
| Other  | 3.1                    | (0.8)  | (3.0)   |
|  | (17.4)%                | (6.6)% | (11.1)% |

**Deferred Tax Assets and Liabilities**

The components of deferred tax assets and liabilities were as follows:

|   | January 31, |             |
|---|-------------|-------------|
|   | 2023        | 2022        |
| <i>(in thousands)</i>                           |             |             |
| Deferred tax assets:                            |             |             |
| Net operating loss carryforward                 | \$ 120,438  | \$ 105,753  |
| Accrued expenses                                | 1,252       | 2,003       |
| Accrued commissions                             | 976         | 718         |
| Depreciation and amortization                   | 749         | 613         |
| Allowance for doubtful accounts                 | 775         | 656         |
| Deferred revenue                                | 1,308       | 4,821       |
| Stock-based compensation                        | 11,340      | 7,068       |
| Lease right-of-use                              | 2,190       | —           |
| Other   | 6           | 686         |
| Total deferred tax assets                       | \$ 139,034  | \$ 122,318  |
| Less valuation allowance                        | (105,500)   | (98,093)    |
| Deferred tax assets, net of valuation allowance | \$ 33,534   | \$ 24,225   |
| Deferred tax liabilities                        |             |             |
| Depreciation and amortization                   | (3,239)     | (3,566)     |
| Capitalized commission costs                    | (27,873)    | (20,182)    |
| Lease liabilities                               | (2,376)     | —           |
| Other   | (101)       | (287)       |
| Total deferred tax liabilities                  | \$ (33,589) | \$ (24,035) |
| Net deferred tax assets (liabilities)           | \$ (55)     | \$ 190      |

At January 31, 2023, for U.S. federal income tax purposes, the Company had net operating loss carryforwards of approximately \$52.2 million, which expire in fiscal 2032 through fiscal 2038. The U.S. federal net operating losses generated after fiscal 2019 do not expire and may be carried forward indefinitely. For U.S. states income tax purposes, the Company had net operating loss carryforwards of approximately \$317.8 million, which expire in various years beginning from fiscal 2022 through fiscal 2042. For foreign income tax purposes, the Company had net operating loss carryforwards of approximately \$13.7 million which expire beginning fiscal 2024.

**SPRINKLR, INC.**  
**Notes to Consolidated Financial Statements**

Utilization of the Company's net operating loss carryforwards may be subject to an annual limitation as a result of an ownership change, as defined under the provisions of Section 382 of the Code and similar state provisions. Such an annual limitation could result in the expiration of the net operating loss carryforwards before utilization. Utilization of the Company's foreign NOL carryforwards in the future will be dependent upon the local tax law and regulation.

The Company had a valuation allowance of \$105.5 million and \$98.1 million as of January 31, 2023 and 2022, respectively. The Company regularly evaluates the need for a valuation allowance against its deferred tax assets by considering both positive and negative evidence related to whether it is more likely than not that our deferred tax assets will be realized. Based on the weight of the available evidence, which includes the Company's historical operating losses, and lack of taxable income, the Company provided a full valuation allowance against the deferred tax assets for the U.S. and certain international entities.

The Company has not recorded deferred income taxes and withholding taxes with respect to the undistributed earnings of its foreign subsidiaries as such earnings are determined to be reinvested indefinitely. If those earnings were repatriated, in the form of dividends or otherwise, the Company could be subject to U.S. income taxes and withholding taxes to the various foreign countries. As of January 31, 2023, the Company had \$79.5 million of earnings indefinitely reinvested outside of the U.S. Due to complexities in the laws of the foreign jurisdictions and the assumptions that would have to be made, it is not practicable to estimate the amount of tax associated with such unremitted earnings.

**Unrecognized Tax Benefits and Other Considerations**

The Company records liabilities related to its uncertain tax positions. The Company recognizes the tax benefit of an uncertain tax position only if it is more likely than not that the position is sustainable upon examination by the taxing authority, based on the technical merits. The tax benefit recognized is measured as the largest amount of benefit which is greater than 50 percent likely to be realized upon settlement with the taxing authority. The Company records interest and penalties related to unrecognized tax benefits within the Company's provision for income taxes.

A reconciliation of the beginning and ending balance of total gross unrecognized tax benefits for the year ended January 31, 2023:

|  | <b>Year Ended January<br/>31,<br/>2023</b> |
|--|--|
| <i>(in thousands)</i>                        |  |
| Balance at beginning of period               | \$ 1,539                                   |
| Tax positions taken during a prior year:     |  |
| Gross increases                              | —  |
| Gross decreases                              | (288)                                      |
| Tax positions taken during the current year: |  |
| Gross increases                              | 477  |
| Balance at end of period                     | <u>\$ 1,728</u>                            |

The Company recognizes interest and penalties related to income tax matters as a component of income tax expense. In addition, the Company accrued immaterial amounts related to penalties and interest during the years ended January 31, 2023 and 2022.

It is reasonably possible that over the next 12-month period the Company may experience an increase or decrease to certain unrecognized tax benefits due to tax examination changes, settlement activities, expirations of statute of limitations, or other similar activities. Nonetheless, the Company anticipates insignificant changes to unrecognized tax benefits over the next 12 months.

The Company is subject to taxation in multiple jurisdictions in the United States and outside of the United States. The Company currently considers U.S. federal, Brazil, France, India, Japan, and the United Kingdom to be major tax jurisdictions. Tax years 2017 and forward remain open for examination for U.S. federal tax purposes and tax years 2018 and forward remain open for examination for the Company's more significant state jurisdictions. To the extent utilized in future years' tax returns, net operating loss carryforwards from tax years 2012 and onward will remain subject to examination until the respective tax year is closed. Generally, tax authorities outside of the United States may examine the Company's tax returns five years from the date an income tax return is filed.

**SPRINKLR, INC.**  
**Notes to Consolidated Financial Statements**

**15. Geographic Information**

The Company operates in one segment. The Company's products and services are sold throughout the world. The Company's chief operating decision maker (the "CODM") is the chief executive officer. The CODM makes operating performance assessment and resource allocation decisions on a global basis. The CODM does not receive discrete financial information about asset allocation, expense allocation or profitability by product or geography.

The following table summarizes the revenue by region based on the shipping address of customers who have contracted to use our cloud based software platform:

| <i>(in thousands)</i> | <b>Year Ended January 31,</b> |                   |                   |
|-----------------------|-------------------------------|-------------------|-------------------|
|                       | <b>2023</b>                   | <b>2022</b>       | <b>2021</b>       |
| Americas              | \$ 397,616                    | \$ 312,927        | \$ 253,689        |
| EMEA                  | 176,777                       | 138,553           | 100,057           |
| Other                 | 43,797                        | 40,914            | 33,184            |
|                       | <u>\$ 618,190</u>             | <u>\$ 492,394</u> | <u>\$ 386,930</u> |

The United States was the only country that represented more than 10% of the Company's revenues, comprising of \$73.1 million, \$293.1 million and \$240.1 million in the years ended January 31, 2023, 2022 and 2021, respectively.

Long-lived assets by geographical region are based on the location of the legal entity that owns the assets. As of January 31, 2023 and 2022, long lived assets by geographic region were as follows:

| <i>(in thousands)</i>   | <b>January 31,</b> |                  |
|-------------------------|--------------------|------------------|
|                         | <b>2023</b>        | <b>2022</b>      |
| Americas <sup>(1)</sup> | \$ 18,199          | \$ 10,472        |
| EMEA                    | 1,051              | 1,551            |
| Other                   | 3,635              | 2,682            |
|                         | <u>\$ 22,885</u>   | <u>\$ 14,705</u> |

<sup>(1)</sup> Includes \$18.0 million and \$10.2 million of fixed assets held in the United States at January 31, 2023 and 2022, respectively.

**16. Related Parties**

The Company engaged Lyearn Inc. ("Lyearn"), a learning management system company that is wholly owned by Ragy Thomas, our Founder, Chairman and Chief Executive Officer, in connection with the provision of digital training services to the Company's employees and certain Sprinklr customers. The Company paid Lyearn approximately \$0.1 million in connection with the digital training services provided to a customer for the year ended January 31, 2023 and approximately \$0.1 million in connection with the digital training services provided to employees for the year ended January 31, 2022. As of January 31, 2023, the Company had \$0.1 million due to Lyearn in connection with the digital training services provided to employees.

With regard to the development of certain human productivity features for the Company, the Company is leveraging its collaborative relationship with Lyearn to serve Company imperatives in the areas of employee assessment, goal-setting, and activity measurement against goals, and other employee feedback and assessment, to assist and accelerate the Company's efforts to identify the optimal tools and processes that will be deployed long-term to meet these business imperatives. These collaborative services are provided to the Company, by Lyearn, at no cost.

This related party transaction has been reviewed and approved by the audit committee of the Company's board of directors.

**17. Employee Benefit Plans**

The Company provides benefit plans for its employees in the United States. The Sprinklr 401(k) Plan is available to all eligible employees on the Company's U.S. payroll who are automatically enrolled for pre-tax deferrals on the first pay date after satisfying the eligibility requirements. The Sprinklr 401(k) Plan is qualified under Section 401(k) of the Internal Revenue Code and provides employees with tax-deferred and after-tax salary deductions, up to a maximum allowable limit, and alternative investment options. Employees may contribute up to the lesser of 100% of their eligible compensation or the statutory prescribed annual limit. For the 2021 plan year, the Company made a matching contribution equal to 50% of a participant's deferral up to 4% of such person's compensation (a maximum of 2% of compensation), subject to a \$500 maximum. Beginning in 2022, the Company has made a matching contribution equal to 30% of a participant's eligible compensation up to the first 4% of such person's elected deferral.

The Company's defined contribution plan in the United Kingdom is available to all employees on the Company's U.K. payroll in accordance with the U.K. government regulations. Under this plan, employees can defer a percentage of their paycheck to a tax-deferred account. The Company contributes as per the local statutory regulations. The amounts the Company contributed were immaterial during fiscal years ended January 31, 2023, 2022 and 2021.

**18. Subsequent events**

In February 2023, the Company implemented an approved plan for restructuring its global workforce by approximately 4% to reduce operating costs and better align its workforce with the needs of its business. The majority of the associated costs, including severance and benefits and equity compensation, are expected to be incurred in the first half of fiscal 2024.

## Item 9. Changes in and Disagreements With Accountants on Accounting and Financial Disclosures

None.

### Item 9A. Controls and Procedures

#### Evaluation of Disclosure Controls and Procedures

We maintain “disclosure controls and procedures,” as defined in Rules 13a-15(e) and 15d-15(e) under the Securities Exchange Act of 1934, as amended (the “Exchange Act”), that are designed to ensure that information required to be disclosed in the reports that we file or submit under the Exchange Act is (i) recorded, processed, summarized and reported, within the time periods specified in the SEC’s rules and forms and (ii) accumulated and communicated to our management, including our Chief Executive Officer (the “CEO”), and Chief Financial Officer (the “CFO”), as appropriate to allow timely decisions regarding required disclosure. Management recognizes that any controls and procedures, no matter how well designed and operated, can provide only reasonable assurance of achieving their objectives and management necessarily applies its judgment in evaluating the cost-benefit relationship of possible controls and procedures.

Pursuant to Rules 13a-15(e) and 15d-15(e) under the Exchange Act, our management, with the participation of our CEO and CFO, performed an evaluation of the effectiveness of our disclosure controls and procedures as of January 31, 2023. Based on such evaluation, our CEO and CFO concluded that our disclosure controls and procedures were not effective at a reasonable assurance level as a result of a material weakness that existed in our internal control over financial reporting as described below.

#### Management’s Annual Report on Internal Control over Financial Reporting

Our management is responsible for establishing and maintaining adequate internal control over financial reporting (as defined in Rules 13a-15(f) and 15d-15(f) of the Exchange Act). Our management, with the participation of the CEO and CFO, under the oversight of our Board of Directors, evaluated the effectiveness of our internal control over financial reporting as of January 31, 2023 using the *Internal Control - Integrated Framework (2013)*, issued by the Committee of Sponsoring Organizations of the Treadway Commission. Based on that evaluation, management concluded that our internal control over financial reporting was not effective as of January 31, 2023 due to the material weakness in internal control over financial reporting as described below.

A material weakness is a deficiency, or a combination of deficiencies, in internal controls over financial reporting, such that there is a reasonable possibility that a material misstatement of the Company’s annual or interim financial statements will not be prevented or detected on a timely basis.

Management identified a material weakness related to the ineffective controls over our process to manage and record commissions. Specifically, we did not design and/or implement process level controls to:

- (i) ensure sufficient user-acceptance testing was performed in the configuration of commission calculations within our commission software;
- (ii) identify all relevant data elements (or inputs) used in our commission calculations; and
- (iii) ensure data inputs used in our commission calculations are complete and accurate.

The material weakness resulted in several immaterial errors that were corrected in the financial statements.

Our independent registered public accounting firm, KPMG LLP, who audited the consolidated financial statements included in this Form 10-K, issued an adverse opinion on the effectiveness of the Company’s internal control over financial reporting. KPMG LLP’s report appears on pages 74-75 of this Form 10-K.

### **Remediation Efforts to Address the Material Weakness**

We have initiated a remediation plan for the above noted material weakness that includes the following steps:

- (i) Performing a detailed user acceptance testing prior to loading the commission plan calculation configurations to our commission software to ensure the system produces the intended results.
- (ii) Ensuring each relevant data element that is an input in the commission calculations are identified, subject to an approval process and agrees to the commission software.
- (iii) Performing recalculations of the commissions earned output from the software to ensure they are calculated in accordance with the criteria defined in our approved commission plans.

While we have initiated a remediation plan to remediate this material weakness, these actions and planned actions are subject to ongoing evaluation by management and will require testing and validation of design and operating effectiveness of internal controls over financial reporting over future periods. We are committed to the continuous improvement of our internal control over financial reporting and will continue to review the internal controls over financial reporting.

#### *Remediation of Material Weakness Identified as of and for the Year ended January 31, 2022*

In connection with the preparation of our financial statements as of and for the year ended January 31, 2022, we identified a material weakness in certain internal controls related to the implementation of ASU No. 2014-09, *Revenue from Contracts with Customers* (“ASC 606”), and the ongoing monitoring of costs to obtain customer contracts considered for capitalization. To remediate the material weakness, we designed and implemented new controls to remediate this material weakness. These controls included performing a quarterly completeness assessment on commission plans eligible for capitalization and a formal review by management with the appropriate level of knowledge and expertise with ASC 606 to determine whether the commission plans meet the capitalization criteria. Based on the design and operating effectiveness assessment of the controls implemented in response to the material weakness identified, management concluded that the material weakness has been appropriately remediated.

### **Changes in Internal Control over Financial Reporting**

Other than as discussed above, there was no change in our internal control over financial reporting (as defined in Rules 13a-15(d) and 15d-15(d) under the Exchange Act) that occurred during the three months ended January 31, 2023 that has materially affected, or is reasonably likely to materially affect, our internal control over financial reporting.

### **Inherent Limitations on Effectiveness of Controls**

Our management, including our principal executive officer and principal financial officer, do not expect that our disclosure controls or our internal control over financial reporting will prevent all errors and all fraud. A control system, no matter how well conceived and operated, can provide only reasonable, not absolute, assurance that the objectives of the control system are met. Further, the design of a control system must reflect the fact that there are resource constraints, and the benefits of controls must be considered relative to their costs. The inherent limitations in all control systems include the realities that judgments in decision-making can be faulty, and that breakdowns can occur because of a simple error or mistake. Additionally, controls can be circumvented by the individual acts of some persons, by collusion of two or more people or by management override of the controls. The design of any system of controls is also based in part upon certain assumptions about the likelihood of future events, and there can be no assurance that any design will succeed in achieving its stated goals under all potential future conditions; over time, controls may become inadequate because of changes in conditions, or the degree of compliance with policies or procedures may deteriorate. Because of the inherent limitations in a cost-effective control system, misstatements due to error or fraud may occur and not be detected.



**Item 9B. Other Information**

None.

**Item 9C. Disclosure Regarding Foreign Jurisdictions that Prevent Inspections**

Not applicable.

### **Part III**

#### **Item 10. Directors, Executive Officers and Corporate Governance**

The information required by this item is incorporated herein by reference to our Proxy Statement relating to our 2023 Meeting of Stockholders. The Proxy Statement will be filed with the Securities and Exchange Commission within 120 days of the end of the fiscal year ended January 31, 2023 ("Proxy Statement").

Our board of directors has adopted the Sprinklr, Inc. Code of Conduct and Ethics that applies to all officers, directors and employees. This includes our principal executive officer, principal financial officer and principal accounting officer or controller or persons performing similar functions. The Code of Conduct and Ethics is available on our website at [investors.sprinklr.com](https://investors.sprinklr.com). If we make any substantive amendments to the Code of Conduct and Ethics or grant any waiver from a provision of the Code of Conduct and Ethics to any principal executive officer, principal financial officer, principal accounting officer or controller, persons performing similar functions to our directors, we will promptly disclose the nature of the amendment or waiver on our website rather than by filing a Current Report on Form 8-K. Information contained on, or that can be accessed through, our website is not incorporated by reference into this Form 10-K, and you should not consider information on our website to be part of this Form 10-K.

#### **Item 11. Executive Compensation**

The information required by this item is incorporated herein by reference to our Proxy Statement.

#### **Item 12. Security Ownership of Certain Beneficial Owner and Management and Related Stockholder Matters**

The information required by this item is incorporated herein by reference to our Proxy Statement.

#### **Item 13. Certain Relationships and Related Transactions, and Director Independence**

The information required by this item is incorporated herein by reference to our Proxy Statement.

#### **Item 14. Principal Accountant Fees and Services**

The information required by this item is incorporated herein by reference to our Proxy Statement.

## Part IV

### Item 15. Exhibit and Financial Statement Schedules

We have filed the following documents as part of this Form 10-K:

#### (a) Consolidated Financial Statements

The consolidated financial statements are filed as part of this Form 10-K under “Item 8. Financial Statements and Supplementary Data.”

#### (b) Financial Statement Schedules

The financial statement schedules are omitted because they are either not applicable or the information required is presented in the consolidated financial statements and notes thereto under “Item 8. Financial Statements and Supplementary Data.”

#### (c) Exhibits

The exhibits listed in the following Exhibit Index are filed, furnished, or incorporated by reference as part of this Form 10-K.

| Exhibit Number | Description  |
|----------------|--|
| 3.1            | <a href="#">Amended and Restated Certificate of Incorporation, as currently in effect (incorporated herein by reference to Exhibit 3.1 to the Registrant’s Current Report on Form 8-K (File No. 001-40528), filed with the SEC on June 28, 2021).</a>  |
| 3.2            | <a href="#">Amended and Restated Bylaws, as currently in effect (incorporated herein by reference to Exhibit 3.2 to the Registrant’s Current Report on Form 8-K (File No. 001-40528), filed with the SEC on June 28, 2021).</a>  |
| 4.1            | <a href="#">Form of Class A Common Stock Certificate (incorporated herein by reference to Exhibit 4.1 to the Registrant’s Registration Statement on Form S-1 (File No. 333-256657), filed with the Commission on June 14, 2021).</a>   |
| 4.2            | <a href="#">Description of the Securities of Sprinklr, Inc. (incorporated herein by reference to Exhibit 4.2 to the Registrant’s Annual Report on Form 10-K (File No. 001-40528), filed with the SEC on April 11, 2022).</a>   |
| 10.1           | <a href="#">Seventh Amended and Restated Investors’ Rights Agreement, dated October 7, 2020 (incorporated herein by reference to Exhibit 10.1 to the Registrant’s Registration Statement on Form S-1 (File No. 333-256657), filed with the Commission on May 28, 2021).</a>                                |
| 10.2#          | <a href="#">Severance and Change in Control Plan (incorporated herein by reference to Exhibit 10.2 to the Registrant’s Registration Statement on Form S-1 (File No. 333-256657), filed with the Commission on May 28, 2021).</a>   |
| 10.3#          | <a href="#">2011 Equity Incentive Plan, as amended (incorporated herein by reference to Exhibit 10.3 to the Registrant’s Registration Statement on Form S-1 (File No. 333-256657), filed with the Commission on May 28, 2021).</a>   |
| 10.4#          | <a href="#">Forms of Grant Notice and Exercise Notices under the 2011 Equity Incentive Plan (incorporated herein by reference to Exhibit 10.4 to the Registrant’s Registration Statement on Form S-1 (File No. 333-256657), filed with the Commission on May 28, 2021).</a>                                |
| 10.5#          | <a href="#">2021 Equity Incentive Plan (incorporated herein by reference to Exhibit 99.2 to the Registrant’s Registration Statement on Form S-8 (File No. 333-257384), filed with the Commission on June 25, 2021).</a>  |
| 10.6#          | <a href="#">Forms of Grant Notice, Stock Option Agreement and Notice of Exercise under the 2021 Equity Incentive Plan (incorporated herein by reference to Exhibit 10.6 to the Registrant’s Registration Statement on Form S-1 (File No. 333-256657), filed with the Commission on June 14, 2021).</a>     |
| 10.7#          | <a href="#">Forms of Restricted Stock Grant Notice and Award Agreement under the 2021 Equity Incentive Plan (Non-Employee Directors) (incorporated herein by reference to Exhibit 10.7 to the Registrant’s Annual Report on Form 10-K (File No. 001-40528), filed with the SEC on April 11, 2022).</a>     |
| 10.8#          | <a href="#">Forms of Restricted Stock Grant Notice and Award Agreement under the 2021 Equity Incentive Plan (U.S.) (incorporated herein by reference to Exhibit 10.3 to the Registrant’s Quarterly Report on Form 10-Q (File No. 001-40528), filed with the Commission on December 10, 2021).</a>          |
| 10.9#          | <a href="#">Forms of Restricted Stock Grant Notice and Award Agreement under the 2021 Equity Incentive Plan (International) (incorporated herein by reference to Exhibit 10.4 to the Registrant’s Quarterly Report on Form 10-Q (File No. 001-40528), filed with the Commission on December 10, 2021).</a> |
| 10.10#         | <a href="#">French Sub-Plan to the Company’s 2021 Equity Incentive Plan (incorporated herein by reference to Exhibit 10.1 to the Registrant’s Quarterly Report on Form 10-Q (File No. 001-40528), filed with the Commission on December 10, 2021).</a>   |

- 10.11# [Forms of Restricted Stock Grant Notice and Award Agreement under the French Sub-Plan \(incorporated herein by reference to Exhibit 10.2 to the Registrant's Quarterly Report on Form 10-Q \(File No. 001-40528\), filed with the Commission on December 10, 2021\).](#)
- 10.12# [2021 Employee Stock Purchase Plan \(incorporated herein by reference to Exhibit 99.3 to the Registrant's Registration Statement on Form S-8 \(File No. 333-257384\), filed with the Commission on June 25, 2021\).](#)
- 10.13# [Form of Indemnity Agreement entered into by and between the Registrant and each director and executive officer \(incorporated herein by reference to Exhibit 10.9 to the Registrant's Registration Statement on Form S-1 \(File No. 333-256657\), filed with the Commission on May 28, 2021\).](#)
- 10.14# [Amended and Restated Non-Employee Director Compensation Policy \(incorporated herein by reference to Exhibit 10.2 to the Registrant's Quarterly Report on Form 10-Q \(File No. 001-40528\), filed with the Commission on December 6, 2022\).](#)
- 10.15# [Amended and Restated Employment Agreement, by and between the Registrant and Ragv Thomas, dated June 11, 2021 \(incorporated herein by reference to Exhibit 10.10 to the Registrant's Registration Statement on Form S-1 \(File No. 333-256657\), filed with the Commission on June 14, 2021\).](#)
- 10.16# [Employment Agreement, by and between the Registrant and Pavitar Singh, dated September 20, 2018, and as amended on August 28, 2019 \(incorporated herein by reference to Exhibit 10.13 to the Registrant's Registration Statement on Form S-1 \(File No. 333-256657\), filed with the Commission on May 28, 2021\).](#)
- 10.17# [Employment Agreement, by and between the Registrant and Luca Lazzaron, dated September 29, 2017, and as amended on August 28, 2019 \(incorporated herein by reference to Exhibit 10.14 to the Registrant's Registration Statement on Form S-1 \(File No. 333-256657\), filed with the Commission on May 28, 2021\).](#)
- 10.18# [Employment Agreement, by and between Sprinklr Switzerland GmbH and Luca Lazzaron, dated October 5, 2017 \(incorporated herein by reference to Exhibit 10.6 to the Registrant's Quarterly Report on Form 10-Q \(File No. 001-40528\), filed with the Commission on September 8, 2022\).](#)
- 10.19# [Transition, Separation and Release of Claims Agreement, by and between Sprinklr Switzerland GmbH and Luca Lazzaron, dated October 3, 2022 \(incorporated herein by reference to Exhibit 10.3 to the Registrant's Quarterly Report on Form 10-Q \(File No. 001-40528\), filed with the Commission on December 6, 2022\).](#)
- 10.20# [First Amendment to the Transition, Separation and Release of Claims Agreement, by and between Sprinklr Switzerland GmbH and Luca Lazzaron, dated October 7, 2022 \(incorporated herein by reference to Exhibit 10.4 to the Registrant's Quarterly Report on Form 10-Q \(File No. 001-40528\), filed with the Commission on December 6, 2022\).](#)
- 10.21# [Employment Agreement, by and between the Registrant and Diane Adams, dated January 25, 2018, and as amended on August 28, 2019 \(incorporated herein by reference to Exhibit 10.16 to the Registrant's Registration Statement on Form S-1 \(File No. 333-256657\), filed with the Commission on June 14, 2021\).](#)
- 10.22# [Employment Agreement, by and between the Registrant and Manish Sarin, dated January 12, 2022, \(incorporated herein by reference to Exhibit 10.23 to the Registrant's Annual Report on Form 10-K \(File No. 001-40528\), filed with the Commission on April 11, 2022\).](#)
- 10.23# [Employment Agreement, by and between the Registrant and Arun Pattabhiraman, dated April 18, 2022.](#)
- 10.24# [Employment Agreement, by and between the Registrant and Paul Ohls, dated September 28, 2022.](#)
- 10.25 [Credit Agreement, by and between the Registrant, the Lenders party thereto and Silicon Valley Bank \(as Issuing Lender, as Swingline Lender and as Administrative Agent\), dated May 22, 2018 \(incorporated herein by reference to Exhibit 10.20 to the Registrant's Registration Statement on Form S-1 \(File No. 333-256657\), filed with the Commission on June 14, 2021\).](#)
- 10.26 [First Amendment to Credit Agreement, by and between the Registrant, the Lenders party thereto and Silicon Valley Bank \(as Issuing Lender, as Swingline Lender and as Administrative Agent\), dated February 14, 2019 \(incorporated herein by reference to Exhibit 10.21 to the Registrant's Registration Statement on Form S-1 \(File No. 333-256657\), filed with the Commission on May 28, 2021\).](#)
- 10.27 [Second Amendment to Credit Agreement, by and between the Registrant, the Lenders party thereto and Silicon Valley Bank \(as Issuing Lender, as Swingline Lender and as Administrative Agent\), dated May 24, 2019 \(incorporated herein by reference to Exhibit 10.22 to the Registrant's Registration Statement on Form S-1 \(File No. 333-256657\), filed with the Commission on May 28, 2021\).](#)
- 10.28 [Third Amendment to Credit Agreement, by and between the Registrant, the Lenders party thereto and Silicon Valley Bank \(as Issuing Lender, as Swingline Lender and as Administrative Agent\), dated June 26, 2019 \(incorporated herein by reference to Exhibit 10.23 to the Registrant's Registration Statement on Form S-1 \(File No. 333-256657\), filed with the Commission on May 28, 2021\).](#)
- 10.29 [Waiver and Fourth Amendment to Credit Agreement, by and between the Registrant, the Lenders party thereto and Silicon Valley Bank \(as Issuing Lender, as Swingline Lender and as Administrative Agent\), dated March 13, 2020 \(incorporated herein by reference to Exhibit 10.24 to the Registrant's Registration Statement on Form S-1 \(File No. 333-256657\), filed with the Commission on May 28, 2021\).](#)

|         |  |
|---------|--|
| 10.30   | <a href="#"><u>Waiver and Fifth Amendment to Credit Agreement by and between the Registrant, the Lenders party thereto and Silicon Valley Bank (as Administrative Agent, Issuing Lender and Swingline Lender), dated May 20, 2020 (incorporated herein by reference to Exhibit 10.1 to the Registrant's Quarterly Report on Form 10-Q (File No. 001-40528), filed with the Commission on September 8, 2022.</u></a>  |
| 10.31   | <a href="#"><u>Waiver and Sixth Amendment to Credit Agreement by and between the Registrant, the Lenders party thereto and Silicon Valley Bank (as Administrative Agent, Issuing Lender and Swingline Lender), dated June 28, 2020 (incorporated herein by reference to Exhibit 10.2 to the Registrant's Quarterly Report on Form 10-Q (File No. 001-40528), filed with the Commission on September 8, 2022.</u></a> |
| 10.32   | <a href="#"><u>Seventh Amendment to Credit Agreement by and between the Registrant, the Lenders party thereto and Silicon Valley Bank (as Administrative Agent, Issuing Lender and Swingline Lender), dated March 31, 2021 (incorporated herein by reference to Exhibit 10.3 to the Registrant's Quarterly Report on Form 10-Q (File No. 001-40528), filed with the Commission on September 8, 2022.</u></a>         |
| 10.33   | <a href="#"><u>Eighth Amendment to Credit Agreement by and between the Registrant, the Lenders party thereto and Silicon Valley Bank (as Administrative Agent, Issuing Lender and Swingline Lender), dated June 20, 2022 (incorporated herein by reference to Exhibit 10.4 to the Registrant's Quarterly Report on Form 10-Q (File No. 001-40528), filed with the Commission on September 8, 2022.</u></a>           |
| 10.34   | <a href="#"><u>Ninth Amendment to Credit Agreement by and between the Registrant, the Lenders party thereto and Silicon Valley Bank (as Administrative Agent, Issuing Lender and Swingline Lender), dated August 18, 2022 (incorporated herein by reference to Exhibit 10.5 to the Registrant's Quarterly Report on Form 10-Q (File No. 001-40528), filed with the Commission on September 8, 2022.</u></a>          |
| 10.35   | <a href="#"><u>Tenth Amendment to Credit Agreement by and between the Registrant, the Lenders party thereto and Silicon Valley Bank (as Administrative Agent, Issuing Lender and Swingline Lender), dated September 19, 2022 (incorporated herein by reference to Exhibit 10.1 to the Registrant's Quarterly Report on Form 10-Q (File No. 001-40528), filed with the Commission on December 6, 2022.</u></a>        |
| 10.36   | <a href="#"><u>Eleventh Amendment to Credit Agreement by and between the Registrant, the Lenders party thereto and Silicon Valley Bank (as Administrative Agent, Issuing Lender and Swingline Lender), dated December 19, 2022.</u></a>  |
| 10.37   | <a href="#"><u>Twelfth Amendment to Credit Agreement by and between the Registrant, the Lenders party thereto and Silicon Valley Bank (as Administrative Agent, Issuing Lender and Swingline Lender), dated January 31, 2023 (incorporated herein by reference to Exhibit 10.1 to the Registrant's Current Report on Form 8-K (File No. 001-40528), filed with the Commission on February 1, 2023.</u></a>           |
| 10.38   | <a href="#"><u>Letter Agreement, by and between the Registrant and H&amp;F Splash Holdings IX, L.P., dated October 7, 2020 (incorporated herein by reference to Exhibit 10.25 to the Registrant's Registration Statement on Form S-1 (File No. 333-256657), filed with the Commission on May 28, 2021).</u></a>  |
| 21.1    | <a href="#"><u>List of Subsidiaries of the Registrant.</u></a>   |
| 23.1    | <a href="#"><u>Consent of KPMG LLP.</u></a>  |
| 24.1    | <a href="#"><u>Power of Attorney (incorporated by reference to the signature pages of this Annual Report on Form 10-K).</u></a>  |
| 31.1    | <a href="#"><u>Certification of Principal Executive Officer Pursuant to Rules 13a-14(a) and 15d-14(a) under the Securities Exchange Act of 1934, as Adopted Pursuant to Section 302 of the Sarbanes-Oxley Act of 2002.</u></a>   |
| 31.2    | <a href="#"><u>Certification of Principal Financial Officer Pursuant to Rules 13a-14(a) and 15d-14(a) under the Securities Exchange Act of 1934, as Adopted Pursuant to Section 302 of the Sarbanes-Oxley Act of 2002.</u></a>   |
| 32.1*   | <a href="#"><u>Certifications of Chief Executive Officer and Chief Financial Officer Pursuant to 18 U.S.C. Section 1350, as Adopted Pursuant to Section 906 of the Sarbanes-Oxley Act of 2002.</u></a>   |
| 101.INS | Inline XBRL Instance Document  |
| 101.SCH | Inline XBRL Taxonomy Extension Schema Document   |
| 101.CAL | Inline XBRL Taxonomy Extension Calculation Linkbase Document   |
| 101.DEF | Inline XBRL Taxonomy Extension Definition Linkbase Document  |
| 101.LAB | Inline XBRL Taxonomy Extension Label Linkbase Document   |
| 101.PRE | Inline XBRL Taxonomy Extension Presentation Linkbase Document  |
| 104     | Cover Page Interactive Data File (formatted as inline XBRL and contained in Exhibits 101)  |

# Indicates management contract or compensatory plan.

\* The certifications furnished in Exhibit 32.1 are deemed to accompany this Form 10-K and are not deemed "filed" for purposes of Section 18 of the Exchange Act, or otherwise subject to the liability of that section, nor shall they be deemed incorporated by reference into any filing under the Securities Act or the Exchange Act, irrespective of any general incorporation language contained in such filing.

**Item 16. Form 10-K Summary**

None.

## SIGNATURES

Pursuant to the requirements of Section 13 or 15(d) of the Securities Exchange Act of 1934, the registrant has duly caused this report to be signed on its behalf by the undersigned, thereunto duly authorized.

### **Sprinklr, Inc.**

Date: April 3, 2023

By: /s/ Ragy Thomas  
Ragy Thomas  
Founder, Chairman and Chief Executive Officer

---

## POWER OF ATTORNEY

KNOW ALL PERSONS BY THESE PRESENTS, that each person whose signature appears below constitutes and appoints Ragy Thomas and Manish Sarin, and each one of them, as his or her true and lawful attorneys-in-fact and agents, with full power of substitution and resubstitution, for him or her and in their name, place and stead, in any and all capacities, to sign any and all amendments to this Annual Report on Form 10-K, and to file the same, with all exhibits thereto and other documents in connection therewith, with the Securities and Exchange Commission, granting unto said attorneys-in-fact and agents, and each of them, full power and authority to do and perform each and every act and thing requisite and necessary to be done in connection therewith, as fully to all intents and purposes as he or she might or could do in person, hereby ratifying and confirming all that said attorneys-in-fact and agents or any of them, or his or her substitute or substitutes, may lawfully do or cause to be done by virtue hereof.

Pursuant to the requirements of the Securities Exchange Act of 1934, this report has been signed by the following persons on behalf of the Registrant and in the capacities and on the dates indicated.

| Signature   | Title  | Date          |
|---|--|---------------|
| <hr/> <div>/s/ RAGY THOMAS</div> <div>Ragy Thomas</div>       | Founder, Chairman and Chief Executive Officer<br>(Principal Executive Officer) | April 3, 2023 |
| <hr/> <div>/s/ MANISH SARIN</div> <div>Manish Sarin</div>     | Chief Financial Officer (Principal Financial and<br>Accounting Officer)        | April 3, 2023 |
| <hr/> <div>/s/ NEERAJ AGRAWAL</div> <div>Neeraj Agrawal</div> | Director   | April 3, 2023 |
| <hr/> <div>/s/ JOHN CHAMBERS</div> <div>John Chambers</div>   | Director   | April 3, 2023 |
| <hr/> <div>/s/ EDWIN GILLIS</div> <div>Edwin Gillis</div>     | Director   | April 3, 2023 |
| <hr/> <div>/s/ KEVIN HAVERTY</div> <div>Kevin Haverly</div>   | Director   | April 3, 2023 |
| <hr/> <div>/s/ YVETTE KANOUFF</div> <div>Yvette Kanouff</div> | Director   | April 3, 2023 |
| <hr/> <div>/s/ EILEEN SCHLOSS</div> <div>Eileen Schloss</div> | Director   | April 3, 2023 |
| <hr/> <div>/s/ TARIM WASIM</div> <div>Tarim Wasim</div>       | Director   | April 3, 2023 |



**PRIVATE AND CONFIDENTIAL**

**Arunkumar Pattabhiraman**  
**Bangalore**

**18 April 2022**

Dear **Arun**,

We are pleased to offer you the position of Sprinklr's **Chief Marketing Officer** via employment with Sprinklr India Private Limited, a group company of Sprinklr, Inc. (USA) with a registered office in Bangalore India (Collectively: "Sprinklr" or "the Company"). This letter sets forth the terms and conditions of that employment.

- a) Your appointment will be effective on the first day of your employment.
- b) Subject to successful background verification, we anticipate your start on **10 May 2022**.
- c) Place of work – You will be based in **Bangalore**. However, your services are transferable to any place in the country or abroad or to any of the company's associate or its subsidiary client location either for a temporary or permanent period in the future which may be required for the Company's business, subject to negotiation and mutual agreement. You will report to such person as may be designated by the Company from time to time. Your work timings shall be at discretion of the organization and in accordance with the laws of the land.
- d) During the period of your employment, you shall devote your entire working time for or at the direction of the Company or its affiliates. You will not simultaneously take up any other work for remuneration (part time or otherwise), without disclosure to and approval by the Company.

**Salary / Compensation**

Your initial salary will be **Rs. 31,500,000/- (Three Crores and Fifteen Lakhs Only)** per year payable in cash in accordance with the Company's standard payroll schedule for salaried employees (currently once a month), subject to standard withholding and payroll taxes. In addition to your salary, you will be eligible to participate in the Company Bonus Plan. You will also be eligible to earn an annual discretionary bonus, in the target amount of **55%** of your base salary equal to **17,325,000/- (One Crore Seventy-Three Lakhs and Twenty-Five Thousand only)**. The amount of this bonus will be determined in the sole discretion of the Company and based, in part, on your performance and the performance of the Company during the calendar year, as well as any other criteria the Company deems relevant. The Company will pay you this bonus, if any, no later than March 15th of the following calendar year. The bonus is not earned until paid and no pro-rated amount will be paid if your employment terminates for any reason prior to the payment date. With your initial salary rate and target annual bonus, your total target annual earnings will be **INR 48,825,000/- (Four Crores Eighty-Eight Lakhs and Twenty-Five Thousand Only)**.

Tel: +1707 – 276 – 6362 3rd Floor, East Wing, Building No.3 9th Floor, 901A Email: [info@sprinklr.com](mailto:info@sprinklr.com) Block B, 77<sup>th</sup> Town Centre Block A, IRIS  
Tech Park Twitter: @sprinklr Off HAL Airport Road, Yamlur PO Sector 48, Sohna Road  
Website: [www.sprinklr.com](http://www.sprinklr.com) Bangalore – 560 037 Gurgaon – 122 002

---



Your Annual Gross Compensation will be as set forth on the Compensation Breakup Exhibit. You are solely responsible for filing return, declarations and implications arising thereof for all personal & income tax purposes and will be governed by the tax laws.

The Company reserves the right to withhold tax at source from any component of your compensation as required by applicable law. The Company shall provide you with evidence of such tax deduction in the manner and within the timeframe required by applicable law. Your compensation is based on your qualification, skill sets and overall experience. Therefore, the compensation payable to you by the company is unique and personal to you and any comparison of the same with those of others will be of no relevance is expected to be held in confidence.

You agree that if any annual bonus linked with production/productivity or other compensation paid to you by the company shall be in lieu of any bonus required to be paid to you under the statutory laws of India.

In addition to your salary, you will be eligible to receive a one-time **joining bonus** of up to **Rs. 13,000,000/- (One Crore and Thirty Lakhs only)**. This amount shall be paid to you along with your **First** month's salary. The Company shall, subject to compliance with applicable laws, be entitled to recover the Joining Bonus paid to you in the event of your resignation or termination for cause from services of the Company within one year of date of employment.


#### **Probation Period & Notice Period**

You will be on probation for Six (6) months from the date of joining. The Company reserves the right to terminate your services at any time during the probation period by giving 30 days' notice in writing or payment in lieu thereof. Your services at the end of the Probation period shall be treated as confirmed, unless specifically extended by the Company in writing. Post confirmation, either party may terminate this contract by giving 60 days' Notice in writing. It is at the sole discretion of the Company to relieve you earlier than the 60-day notice period. This agreement, including and incorporating the terms of the Company's Severance and Change in Control Plan, as adopted by the Board on May 1, 2019 and as may be amended from time to time (the "Severance and CiC Plan"), shall constitute the full and complete agreement between you and the Company on your terms of Employment, which may be changed in an express written agreement signed by you and a duly authorized officer of the Company. In the event that any provision of this agreement is read as inconsistent with or contradictory to the provisions of the Severance and CiC plan, the provisions of the Severance and CiC plan shall apply.

Your employment shall be "at will", meaning that either you or Company shall be entitled to terminate your Employment at any time. As a Sprinklr employee, you may resign from Sprinklr with a written notice period of Sixty (60) days. Sprinklr however reserves the sole right to waive the notice period or a part thereof. Similarly, Sprinklr can terminate your services without assigning any reasons whatsoever by giving Sixty (60) days' notice in writing or in its sole discretion, by paying salary in lieu of the un-served notice period. Notwithstanding the provisions above, Sprinklr reserves the right to immediately terminate your services without any notice or compensation for Cause, as defined in the Severance and Change of Control Plan.

Tel: +1707 – 276 – 6362 3rd Floor, East Wing, Building No.3 9th Floor, 901A Email: [info@sprinklr.com](mailto:info@sprinklr.com) Block B, 77<sup>th</sup> Town Centre Block A, IRIS  
Tech Park Twitter: @sprinklr Off HAL Airport Road, Yamlur PO Sector 48, Sohna Road  
Website: [www.sprinklr.com](http://www.sprinklr.com) Bangalore – 560 037 Gurgaon – 122 002

---



Should you resign during the first year of your employment, the Company reserves the right to recover from you all reasonable and documented expenses incurred with regard to any training and development, relocation, special education, upskilling (including certifications), subscriptions, memberships or any on the job training provided to you in the course of your employment with the Company. The Company can also withhold issuance of the relieving letter till the acceptance of the resignation letter and/or completion of assigned tasks, settling of dues. Notice to terminate this contract will be accepted by the Company only when it is issued in a form wherein your identity is ascertainable (such as hard copy letter with original signatures, email from official email ID only). Notice of termination in electronic form where such identity cannot be ascertained such as SMS, social media posts/messages or personal email shall not be accepted as adequate notice of termination for the purposes of this agreement.

### **Company Stocks**

The Company will recommend that the Compensation Committee of Sprinklr, Inc's Board of Directors (or other designated Committee of the Board) grant you an award of Restricted Stock Units ("RSUs") in respect of a number of common shares of Sprinklr stock equal to **USD 4,500,000** determined by the 30 trading-day average share price ending on the day that is five trading days prior to the 15th of each month following the date of hire. The grant date and vesting commencement date of your RSUs shall be the date of the approval by Sprinklr's Board of Directors (or other designated Committee of the Board), which is expected to occur quarterly during the Board Committee Meeting following the month in which you begin employment (The Board generally meets in March, June, September and December). The award shall vest as follows: **USD 500,000** shall vest fully upon your joining Sprinklr. The vesting of the remaining **USD 4,000,000** shall vest as follows - 1/4th of the RSUs shall vest on the first anniversary of your vesting commencement date and a further 1/16th shall vest each quarter thereafter, subject to your continued service with the Company through each such vesting date. Any RSUs granted will be subject to the terms and conditions of the Plan under which they are granted.

### **Statutory Benefits**

**Provident Fund:** Statutory related payments like Provident Fund will be deducted from your salary, which would be governed by the relevant statutory laws as may be applicable from time to time.

**Gratuity:** You will also be eligible for gratuity upon successful completion of the employment of such period as prescribed in such Act from time to time.

### **Statutory Compliance**

Income-tax and Professional Tax will be deducted from your salary, as applicable.



Tel: +1707 – 276 – 6362 3rd Floor, East Wing, Building No.3 9th Floor, 901A Email: [info@sprinklr.com](mailto:info@sprinklr.com) Block B, 77<sup>th</sup> Town Centre Block A, IRIS  
Tech Park Twitter: @sprinklr Off HAL Airport Road, Yamlur PO Sector 48, Sohna Road  
Website: [www.sprinklr.com](http://www.sprinklr.com) Bangalore – 560 037 Gurgaon – 122 002

---



### **Medical Insurance\***

You and your dependents will be covered under the **Company Medclaim Policy** of up to Rs. 5,00,000/- and **Personal Accident Insurance** up to Rs. 25,00,000/-.

\*This cover/benefit may change based on the most recent policy, renewed annually by the Company.

### **Flexible Benefits**

During your employment with the Company, you will be entitled to participate in all our Customary employee benefit plans and programs, subject to eligibility requirements, enrollment criteria, and the other terms and conditions of such plans and programs. The Company reserves the right to change, amend or rescind its benefit plans and programs and alter employee contribution levels at its discretion.

### **Leave**

You will be granted up to 18 paid vacation days per calendar year (prorated for the first calendar year, based upon your Start Date), which may be used in accordance with the terms of the Company's vacation policy in effect from time to time.

### **Background Checks**

You have represented to the Company that all the content of your resume, testimonials, references, application form, previous employment details and other information furnished by you are true and accurate. This offer of employment with the Company is contingent upon the satisfactory completion of reference and background checks that may be conducted on you. In the event the Company is not satisfied with the results of the background check conducted on you, the Company has all the rights to terminate your employment forthwith. Further, if any declaration given or information furnished by you to the Company proves to be false or misleading in any manner or you have willfully suppressed any material information, in such event, your employment will be terminated forthwith without any notice or compensation in lieu thereof and you will be liable for any damages which may have been caused to the Company directly or indirectly.


### **Travel**

You may be required to undertake travel for Company's work, and you will be reimbursed expenses incurred on account of such travel as per the Company's guidelines.

Tel: +1707 – 276 – 6362 3rd Floor, East Wing, Building No.3 9th Floor, 901A Email: [info@sprinklr.com](mailto:info@sprinklr.com) Block B, 77<sup>th</sup> Town Centre Block A, IRIS  
Tech Park Twitter: @sprinklr Off HAL Airport Road, Yamlur PO Sector 48, Sohna Road  
Website: [www.sprinklr.com](http://www.sprinklr.com) Bangalore – 560 037 Gurgaon – 122 002

---





### **Transfer of Employment**

You agree and acknowledge that, subject to reasonable negotiation and mutual agreement, your employment can be transferred to any other Sprinklr company, affiliates, or a joint venture company currently existing or which may get incorporated in the future whether in India or abroad.

The terms & conditions, policies of such Sprinklr entity, joint venture, and laws of the land of the new location of employment are applicable from time to time.

### **Retirement**

Upon expiry of the period of probation, this contract shall expire automatically when you attain retirement age. The normal age of retirement is 60 years.

### **Termination**

In the event of termination of your employment for Cause, you shall not be entitled to any compensation from all offices held by you in the Company and any of its subsidiaries and associates other than contractual and statutory dues, calculated up to the last date of employment, except in cases where statutory deductions are permissible for the act of misconduct carried out by the employee, and you shall forthwith quit, hand over and deliver to the Company or to any person nominated by us for this purpose, use, occupation, control and vacant possession of any of the assets or other movable and immovable property of or belonging to the Company, including, without limitation, the laptop, computer, memoranda, correspondence, notes, records, reports, sketches, plans, letterheads, visiting cards or other documents and any copies or reproduction thereof in any medium whatsoever, and all other Confidential Information (pertaining to the Company or its business) whether or not the property was originally supplied to him/ her by the Company; in the event of your failure to do so.

### **Compliance with Company policies**


You agree at all times to act in a professional and courteous manner and comply with all of the Company's policies, conditions, and workplace guidelines in force from time to time. You are also required to complete all the mandatory training notified to you in any mode of communication.

The following are the list of policies which are inclusive, and not limited to be adhered to the time while being on employment with Sprinklr.

- a) Global Employee Handbook
- b) Code of Conduct
- c) Anti-Harassment policy
- d) Prevention of Sexual Harassment Policy
- e) Travel & Expense Policy
- f) IT Policy
- g) Variable Compensation Terms & Conditions and applicable Commission Plan

Tel: +1707 – 276 – 6362 3rd Floor, East Wing, Building No.3 9th Floor, 901A Email: [info@sprinklr.com](mailto:info@sprinklr.com) Block B, 77<sup>th</sup> Town Centre Block A, IRIS  
Tech Park Twitter: @sprinklr Off HAL Airport Road, Yamlur PO Sector 48, Sohna Road  
Website: [www.sprinklr.com](http://www.sprinklr.com) Bangalore – 560 037 Gurgaon – 122 002

---



### **Code of Conduct**

Your employment is also governed by the Sprinklr 'Code of Conduct'. A copy of the 'Code of Conduct' document, which is incorporated herein by reference, will be made available to you on the date of start of employment. This offer is conditional upon your endorsing the 'Code of Conduct' document, indicating acceptance to be governed by the terms as laid out and any subsequent changes, during and after your tenure with our Company. Acknowledgement of you having understood the Code of Conduct and your commitment to abide by the covenants therein, through the course of your employment and thereafter, shall need to be completed within 7 days from your date of commencement of employment. You may be required to annually share your acceptance via digital mode. Failure to do so timely, may be treated as non-compliance to the Company Code of conduct.

Further you agree to abide by all the Company rules, regulations, instructions, policies, practices, and procedures which the Company may amend from time to time.

By executing this letter below, you agree that during the course of your employment and thereafter that you shall not use or disclose, in whole or in part, any of the Company's or its clients' trade secrets, confidential and proprietary information, including client lists and information, to any person, firm, corporation, or other entity for any reason or purpose whatsoever other than in the course of your employment with the Company or with the prior written permission of the Company's Chief Executive Officer. You also will be required to execute the Company's Non-Disclosure & Confidential Information Agreement annexed to this letter, the terms of which are in addition to the terms of this offer letter. By executing this letter below, you represent and warrant to the Company that you have no agreement with, or duty to, any previous employer or other person or entity that would prohibit, prevent, inhibit, limit, or conflict with the performance of your duties to the Company.

This letter together with the Non-Disclosure & Confidential Information Agreement and the Severance and CiC Plan contains the entire understanding between you and the Company, supersedes all prior agreements and understandings between you and the Company related to your employment, and are governed by the laws of the India and Company laws. This letter may not be modified, changed, or altered except in writing signed by you and the Company.

### **Non-compete**

During the period of employment with the Company and for a period of one (1) year immediately following the termination of your employment (hereinafter referred as the "**Non-Compete Period**"), you hereby acknowledge and agree not to engage in or receive any financial benefit from any Competing Business, whether as an employee, partner, director, shareholder, investor, consultant, agent or otherwise. For the purposes of this clause, "**Competing Business**" shall mean any activity (i) that is the same or substantially similar to your responsibilities for the Company that relates to, is substantially similar to, or competes with the Company at the time of your termination of employment from the Company; and/or (ii) that involves the disclosure, or

Tel: +1707 – 276 – 6362 3rd Floor, East Wing, Building No.3 9th Floor, 901A Email: [info@sprinklr.com](mailto:info@sprinklr.com) Block B, 77<sup>th</sup> Town Centre Block A, IRIS  
Tech Park Twitter: @sprinklr Off HAL Airport Road, Yamlur PO Sector 48, Sohna Road  
Website: [www.sprinklr.com](http://www.sprinklr.com) Bangalore – 560 037 Gurgaon – 122 002

---



the likelihood of the disclosure of any Confidential Information pertaining to the Company or its business.

**On behalf of Agreed to and accepted by: Sprinklr India Private Ltd**

/s/ Diane Adams

/s/ Arunkumar Pattabhiraman

**Diane Adams**  
Chief Culture & Talent Officer

**Arunkumar Pattabhiraman**

Tel: +1707 – 276 – 6362 3rd Floor, East Wing, Building No.3 9th Floor, 901A Email: [info@sprinklr.com](mailto:info@sprinklr.com) Block B, 77<sup>th</sup> Town Centre Block A, IRIS  
Tech Park Twitter: @sprinklr Off HAL Airport Road, Yamlur PO Sector 48, Sohna Road  
Website: [www.sprinklr.com](http://www.sprinklr.com) Bangalore – 560 037 Gurgaon – 122 002

---



**Annexure "A"**  
Compensation Breakup

| SPRINKLR INDIA PVT LTD        |                |
|-------------------------------|----------------|
| Break-up of CTC Per Annum     | INR 31,500,000 |
| Basic                         | 10,500,000     |
| Dearness Allowance            | 5,250,000      |
| HRA                           | 6,300,000      |
| *Special Allowances           | 9,428,400      |
| Employer's Contribution to PF | 21,600         |
| Base Salary                   | INR 31,500,000 |
| Target Bonus                  | INR 17,325,000 |
| Total Target Annual Earnings  | INR 48,825,000 |

*\* Special Allowance includes all the eligible Flexi-components. Please refer to PeopleWorks payroll system for your eligible Flexi-Components to avail Income-tax benefit.*

Tel: +1707 – 276 – 6362 3rd Floor, East Wing, Building No.3 9th Floor, 901A Email: [info@sprinklr.com](mailto:info@sprinklr.com) Block B, 77<sup>th</sup> Town Centre Block A, IRIS  
Tech Park Twitter: @sprinklr Off HAL Airport Road, Yamlur PO Sector 48, Sohna Road  
Website: [www.sprinklr.com](http://www.sprinklr.com) Bangalore – 560 037 Gurgaon – 122 002

---






### **Annexure "B"**

List of documents to be submitted on the date of joining Sprinklr India  
Please bring along the originals for verification

| S.No. | Description  |
|-------|--|
| 1     | All education certificates and mark sheets (X, XII, Graduation / PG/ Diploma as applicable)  |
| 2     | Relieving letter from most recent employer or acceptance of resignation from most recent employer (to be followed within 30 days by original relieving letter) |
| 3     | Copy of a valid photo ID (eg PAN Card, Driving License, Passport)  |
| 4     | Four passport size photographs   |
| 5     | PAN Card   |
| 6     | Other documents as indicated   |

Tel: +1707 – 276 – 6362 3rd Floor, East Wing, Building No.3 9th Floor, 901A Email: [info@sprinklr.com](mailto:info@sprinklr.com) Block B, 77<sup>th</sup> Town Centre Block A, IRIS  
Tech Park Twitter: @sprinklr Off HAL Airport Road, Yamlur PO Sector 48, Sohna Road  
Website: [www.sprinklr.com](http://www.sprinklr.com) Bangalore – 560 037 Gurgaon – 122 002

---




## **Non-Disclosure & Confidential Information Agreement**

As a condition of employment, you accept the following non-disclosure requirements:

- a) Except as reasonably required in the performance of your authorized duties, you covenant that you shall not any time during this employment or at any time after your employment has terminated disclose or reveal to any person or otherwise make use of confidential information including any of the trade secrets, secret or confidential operations, processes or dealings or any information concerning the organization, business, finances, transactions or affairs of the Company, SPRINKLR, SPRINKLR India Liaison Office or any of SPRINKLR's subsidiaries, any third party, customer, or associates or any official communication made to you, in the course of your employment, in any form or manner, which may come to your knowledge during your employment hereunder
- b) You further covenant to take all reasonable action to prevent unauthorized use or disclosure of any confidential information
- c) The foregoing does not apply to:
  - (1) Information that by means other than your deliberate or inadvertent disclosure becomes well known or is readily ascertainable by the public;
  - (2) Disclosures compelled by judicial or administrative proceedings following your diligent challenge to such disclosure having afforded us the opportunity to participate in the proceedings.
- d) All notes, data, information and/or memoranda of any nature and in particular the confidential information which shall be acquired, received or made by you during the course of this employment shall be surrendered by you to the Company at the termination of employment or at the request of the Company at any time during the course of employment or at any time thereafter. Confidential Information includes any or all confidential, proprietary, or trade secret information and materials of the Company, its shareholders, the Company's affiliates, or Company's business to which you gain access, whether or not marked confidential, and whether disclosed by the Company or otherwise observed or learned by you, including without limitation all trade / business secrets, technical knowledge or know-how, business / customer / financial information, training materials, business and marketing plans, flow charts, methods, pricing policies, contracts, procedures, information, employee and contractor information, and all other concepts, ideas, inventions, know-how, data or information used in the business of the Company or its clients or their affairs, that are confidential to the Company, the shareholders and the Company's affiliates or their vendors or participants, regardless of form; and also includes the terms and conditions of your employment, including the salary and other benefits paid to you.

Tel: +1707 – 276 – 6362 3rd Floor, East Wing, Building No.3 9th Floor, 901A Email: [info@sprinklr.com](mailto:info@sprinklr.com) Block B, 77<sup>th</sup> Town Centre Block A, IRIS  
Tech Park Twitter: @sprinklr Off HAL Airport Road, Yamlur PO Sector 48, Sohna Road  
Website: [www.sprinklr.com](http://www.sprinklr.com) Bangalore – 560 037 Gurgaon – 122 002

---



### **Conflict of Interest**

During the course of employment, you shall work exclusively for the Company or its affiliates or any third party (under instruction from the Company), and shall not engage yourself either directly or indirectly, wholly or partly either for monetary or non-monetary benefits as an employee, consultant, owner or promoter, in any trade, business, occupation, and assignment for any other company or firm unless prior written permission is given by your manager for you to undertake any work, including but not limited to freelance writing, designing etc. outside of the Company and its group entities.

You shall not perform any services for any competitor of the Company or any associate/affiliate of a competitor at all times, nor shall you otherwise serve any conflicting interest unless the Company first consents in writing.

### **Non-Solicitation**

You shall not, during the course of your employment and for a period of [12 months] from the date your employment terminates for whatsoever reason: -

- a) Recruit, solicit, entice, assist, engage in or otherwise undertake (whether directly or indirectly) any activity with a view to recruiting any person then employed or under offer of employment by the Company or its affiliates to join you in providing services to or becoming involved in any business activity in which you are involved outside the Company; or
- b) Induce (whether directly or indirectly) any such person to breach their contract of employment with the Company or any of the group companies.

### **Intellectual Property**


The work product generated by you while performing the services during the term of your employment, including all electronic data, pictures, graphics, papers, worksheets, logs, records, reports, documents, training material and other materials developed or prepared by you, shall be the sole and exclusive property of the Company. If at any time in the course of your employment under this Letter of Appointment, you make or discover or participate in the making or discovery of any Intellectual Property directly or indirectly relating to or capable of being used in the business of the Company or its affiliates, full details of the Intellectual Property shall immediately be disclosed in writing by you to the Company and the Intellectual Property shall be the absolute property of the Company. At the request and expense of the Company, you shall give and supply all such information, data, drawings and assistance as may be necessary or in the opinion of the Company desirable to enable the Company to exploit the Intellectual Property to the best advantage (as decided by the Company), and shall execute all documents and do all things which may, in the opinion of the Company, be necessary or desirable for obtaining patent or other protection for the Intellectual Property and for vesting the same in the Company." For the terms of this Letter of Appointment, Intellectual Property means all intellectual and industrial property and all rights therein including, without limiting the generality of the foregoing, all inventions (whether patentable or not, and whether or not patent protection has been applied for or granted), improvements, developments, discoveries, proprietary information, trademarks, trade mark applications, trade names, websites,

internet domain names, logos, slogans, know-

Tel: +1707 – 276 – 6362 3rd Floor, East Wing, Building No.3 9th Floor, 901A Email: [info@sprinklr.com](mailto:info@sprinklr.com) Block B, 77<sup>th</sup> Town Centre Block A, IRIS  
Tech Park Twitter: @sprinklr Off HAL Airport Road, Yamlur PO Sector 48, Sohna Road  
Website: [www.sprinklr.com](http://www.sprinklr.com) Bangalore – 560 037 Gurgaon – 122 002

---





how, trade secrets, processes, designs (whether or not registered and whether or not design rights subsist in them), works in which copyright may subsist (including computer software and preparatory and design materials therefore).

### **Personal Data Protection**

By signing this Letter of Appointment, you agree to the Company holding and processing, both electronically and manually, the personal data it collects in relation to you. This will be done for the purposes of the administration and management of its employees and for compliance with applicable procedures, laws and regulations. This personal data may be held offshore. You also consent to the transfer, storage, and processing by the Company of such data to third parties (under instruction from companies) and associate/ affiliate companies both inside and outside India.

### **Indemnity**

You shall, at all times, indemnify and keep indemnified the Company, its directors, officers, employees and other personnel and that of its affiliates against all sums whether by way of claims, demands, damages, costs, charges or expenses paid or incurred by the Company and its affiliates in or in connection with any action, claim, proceeding or demand instituted or made against the Company and its affiliates caused or occasioned by your breach, failure, default or neglect, in the opinion of the Company, to observe and comply fully with the terms and conditions your employment herein contained.

### **Warranty**

By signing this letter, you confirm, that: (i) you are under no obligation or arrangement (including any restrictive covenants with any prior employer or any other entity) that would prevent you from becoming an employee of the Company or that would in any way impact your ability to perform the position offered to you; and (ii) you have not taken (or failed to return) any confidential information belonging to any prior employer or any other entity.

### **Change to this Agreement**

You acknowledge that this condition of employment may not be altered or its obligations excused except by a written document signed by a corporate officer of the Company or the senior employee of the Company.

### **Miscellaneous**

- a) Governing law: This Agreement shall be governed by and construed in accordance with the Laws of India.
- b) Jurisdiction: In relation to any legal action or proceedings arising out of or in connection with this Agreement, both the parties irrevocably submit to the exclusive jurisdiction of the courts in Bangalore, India.

Tel: +1707 – 276 – 6362 3rd Floor, East Wing, Building No.3 9th Floor, 901A Email: [info@sprinklr.com](mailto:info@sprinklr.com) Block B, 77<sup>th</sup> Town Centre Block A, IRIS  
Tech Park Twitter: @sprinklr Off HAL Airport Road, Yamlur PO Sector 48, Sohna Road  
Website: [www.sprinklr.com](http://www.sprinklr.com) Bangalore – 560 037 Gurgaon – 122 002

---





c) Dispute Resolution: All disputes, differences or questions arising between the parties or concerning or connected with the interpretation or implementation of this Letter of Appointment ("**Dispute**"), shall at the first instance be resolved through good faith consultation, which consultation shall begin promptly after a party has delivered to the other party a written request for such consultation. If the parties are unable to resolve the Dispute within 30 days of commencement of consultation proceedings, the Dispute shall be settled submitted to and settled by arbitration in accordance with the Indian Arbitration and Conciliation Act, 1996. The venue for arbitration shall be Bangalore, India and the language used in the arbitral proceedings shall be English. The parties shall mutually agree to choose a person to be the arbitrator. The decision of such arbitrator shall be final and binding on the parties.

Welcome to the Sprinklr India family! The Company welcomes you as an employee and looks forward to a successful relationship in which you will find your work both challenging and rewarding.

Diane Adams  
Chief Culture & Talent Officer

/s/ Diane Adams

On behalf of  
Sprinklr India Private Ltd

#### **Acceptance**

The provisions of this letter of employment have been read and understood and the offer is herewith accepted. I understand that my employment is contingent upon completion of necessary background check and professional reference check. I undertake to keep all the information confidential whether shared or gained during my tenure with the organization.

/s/ Arunkumar Pattabhiraman

**Arunkumar Pattabhiraman**  
18 April 2022

Tel: +1707 – 276 – 6362 3rd Floor, East Wing, Building No.3 9th Floor, 901A Email: [info@sprinklr.com](mailto:info@sprinklr.com) Block B, 77<sup>th</sup> Town Centre Block A, IRIS  
Tech Park Twitter: @sprinklr Off HAL Airport Road, Yamlur PO Sector 48, Sohna Road  
Website: [www.sprinklr.com](http://www.sprinklr.com) Bangalore – 560 037 Gurgaon – 122 002

---





September 23, 2022

Via Email (to Paul.Ohls@sprinklr.com)

Paul Ohls  
1100 Wavside Dr  
Austin, TX 78703

Dear Paul:

This letter confirms our previous conversations regarding the promotion opportunity available to you with Sprinklr, Inc. (the "Company") and sets forth the terms and conditions of that employment.

1. The Company hereby offers you full-time employment as **Chief Revenue Officer** ("CRO") for Sprinklr commencing on or about **October 1, 2022** (the "Start Date").
2. Your initial salary will be at the rate of **USD \$421,053** per year payable in accordance with the Company's standard payroll schedule for salaried employees (including pay periods that currently occur twice per month), subject to standard withholding and payroll taxes. You will also be eligible to earn an annual discretionary bonus, in the target amount of 90% of your base salary. The amount of this bonus will be determined in the sole discretion of the Company during the calendar year, as well as any other criteria the Company deems relevant. With your initial salary rate and target annual bonus, your total target annual earnings potential is **USD \$800,000**.
3. We will recommend that the compensation committee of Sprinklr's board of directors (the "Compensation Committee") grant you an award of Restricted Stock Units ("RSUs") in respect of a number of common shares of Sprinklr equal to **USD \$3,000,000** (the "Promotion Award"). The price used to convert the Promotion Award will be based on the month following your date of promotion and will be calculated using the 30 trading-day average share price as determined on the 10th of that month. Assuming the Start Date is the 1st of October, the price used would be calculated on the 10th of November. The grant date and vesting commencement date of the Promotion Award shall be the first to occur on March 15, June 15, September 15, or December 15 (each a "quarterly date"), in each case, following the month of your Start Date. The Promotion Award shall vest as follows: 1/4th of the RSUs shall vest on the first quarterly date to occur on or after the first anniversary of your vesting commencement date and a further 1/16th shall vest each on each quarterly date thereafter, subject to your continued service with Sprinklr through each such vesting date.
4. You will continue to work from Austin, Texas, subject to your attendance of meetings at other Company offices and/or at other locations, as the Company may reasonably request. You specifically acknowledge that the position may require frequent travel to the Company's headquarters located in New York, New York.
5. During your employment with the Company you will be eligible to participate in all our then-current customary employee benefit plans and programs, subject to eligibility requirements, enrollment criteria, and the other terms and conditions of such plans and programs. The Company reserves the right to change or rescind its benefit plans and programs and alter employee contribution levels at its discretion. You will be eligible to participate in the Company's vacation policies in effect from time to time. Currently, the Company offers a Flexible Paid Time Off (PTO) program under which PTO is not tracked, accrued, or carried over from year to year. PTO is to be arranged with your manager in accordance with the Flexible PTO policy. You will be eligible to participate in the Company's Severance and Change in Control Plan, pursuant to the terms and conditions of that plan, as in effect from time to time.



6. By executing this letter below, you agree that during the course of your employment and thereafter that you shall not use or disclose, in whole or in part, any of the Company's or its clients' trade secrets, confidential and proprietary information, including client lists and information, to any person, firm, corporation, or other entity for any reason or purpose whatsoever other than in the course of your employment with the Company or with the prior written permission of the Company's Chief Executive Officer. You also will be required to execute the Company's Non-Disclosure and Invention Assignment Agreement annexed to this letter (the "**NDA**"), the terms of which are in addition to the terms of this letter. By executing this letter below, you represent and warrant to the Company that you have no agreement with, or duty to, any previous employer or other person or entity that would prohibit, prevent, inhibit, limit, or conflict with the performance of your duties to the Company.

7. In connection with your employment with the Company, you will receive and have access to Company confidential information and trade secrets. By executing this letter below, you agree that during the course of your employment and thereafter, that you shall not use or disclose, in whole or in part, any of the Company's or its clients' trade secrets, confidential and proprietary information, including client lists and information, to any person, firm, corporation, or other entity for any reason or purpose whatsoever other than in the course of your employment with the Company or with the prior written permission of the Company's Chief Executive Officer. In addition, enclosed with this letter is the Company's Non-Disclosure and Invention Assignment Agreement (the "**NDA**"), which contains restrictive covenants and prohibits unauthorized use or disclosure of the Company's confidential information and trade secrets, among other obligations. Please review the NDA and only sign it after careful consideration. By executing this letter below, you represent and warrant to the Company that you have no agreement with, or duty to, any previous employer or other person or entity that would prohibit, prevent, inhibit, limit, or conflict with the performance of your duties to the Company. This offer of promotion is contingent upon your execution and delivery of the NDA.

8. Although we hope that your employment with us is mutually satisfactory, employment at the Company is "at will." This means that, just as you may resign from the Company at any time with or without cause, the Company has the right to terminate your employment relationship at any time with or without cause or notice. Neither this letter nor any other communication, either written or oral, should be construed as a contract of employment, unless it is signed by both you and the Company's Chief Operating Officer (or Chief Executive Officer), and such agreement is expressly acknowledged as an employment contract.

9. This letter, together with the NDA, contains the entire understanding between you and the Company, supersedes all prior agreements and understandings between you and the Company related to your employment, and is governed by the laws of the State of New York. Changes in your employment terms, other than those changes expressly reserved to the Company's discretion in this letter, require a written modification signed by you and a duly authorized officer of the Company (other than you). If any provision of this letter agreement is determined to be invalid or unenforceable, in whole or in part, this determination shall not affect any other provision of this letter agreement and the provision in question shall be modified so as to be rendered enforceable in a manner consistent with the intent of the parties insofar as possible under applicable law. This letter may be delivered and executed via electronic mail (including .pdf or any electronic signature complying with the U.S. federal E-SIGN Act of 2000, Uniform Electronic Transactions Act or other applicable law) or other transmission method and shall be deemed to have been duly and validly delivered and executed and be valid and effective for all purposes hereunder.

We are excited about your transition at Sprinklr! Kindly sign your name at the end of this letter to signify your understanding and acceptance of these terms.

Here's to an amazing journey together!



Agreed to and Accepted by:

Sincerely,

/s/ Paul Ohls

/s/ Diane K. Adams

Name: **Paul Ohls**

Diane K. Adams

Date: September 28, 2022

Chief Culture & Talent Officer



## NON-DISCLOSURE AND INVENTION ASSIGNMENT AGREEMENT

As an employee of Sprinklr, Inc., any of its subsidiaries, affiliates, or successors (collectively, the "Company"), and in consideration of the compensation now and hereafter paid to me, the undersigned ("I") hereby agree as follows:

### 1. Maintaining Confidential Information

a. Company Information. I agree at all times during the term of my employment (if an employee) and thereafter to hold in strictest confidence, and not to use, except for the benefit of the Company, or to disclose to any person, firm or corporation without written authorization of the Chief Executive Officer of the Company (the "CEO") or the CEO's designee, any Proprietary Information (as defined below), except as such disclosure, use or publication may be required in connection with my work for the Company. "Proprietary Information" shall mean any and all confidential and/or proprietary knowledge, data or information of the Company, including, without limitation, all trade secrets, proprietary information relating to products, processes, know-how, designs, formulas, developmental or experimental work, computer programs (including source code and object code), databases, other original works of authorship, customer lists, business plans, financial information or other subject matter pertaining to any business of the Company or any of its clients, customers, consultants or licensees, in whatever form. Notwithstanding the foregoing, "Proprietary Information" shall not include (i) information which is at the time of disclosure, or which subsequently becomes through no fault of mine, generally available to the public; (ii) information which I received from third parties who were not under any direct or indirect obligation of confidentiality; and (iii) information which the Company has disclosed to third parties without any obligation of confidentiality. I acknowledge that Proprietary Information that is also a "trade secret," as defined by law, may be disclosed (A) if it is made (i) in confidence to a federal, state, or local government official, either directly or indirectly, or to an attorney and (ii) solely for the purpose of reporting or investigating a suspected violation of law; or (B) is made in a complaint or other document filed in a lawsuit or other proceeding, if such filing is made under seal. In addition, in the event that I file a lawsuit for retaliation by the Company for reporting a suspected violation of law, I may disclose the trade secret to my attorney and use the trade secret information in the court proceeding, if I: (A) file any document containing the trade secret under seal; and (B) do not disclose the trade secret, except pursuant to court order. Notwithstanding the foregoing or anything to the contrary in this Agreement or any other agreement between the Company and me, nothing in this Agreement shall limit my right to discuss my employment or report possible violations of law or regulation with the Equal Employment Opportunity Commission, United States Department of Labor, the National Labor Relations Board, the Securities and Exchange Commission, or other federal government agency or similar state or local agency or to discuss the terms and conditions of my employment with others to the extent expressly permitted by Section 7 of the National Labor Relations Act or to the extent that such disclosure is protected under the applicable provisions of law or regulation, including but not limited to "whistleblower" statutes or other similar provisions that protect such disclosure.

b. Third Party Information. I recognize that the Company has received and, in the future, will receive from third parties their confidential or proprietary information subject to a duty on the Company's part to maintain the confidentiality of such information and to use it only for certain limited purposes. I agree during the term of my employment and thereafter, to hold all such confidential or proprietary information in the strictest confidence and not to disclose it to any person, firm or corporation (except as necessary in carrying out my work for the Company consistent with the Company's agreement with such third party) or to use it for the benefit of anyone other than for the Company or such third party (consistent with the Company's agreement with such third party) without the express prior written authorization of the CEO of the Company.

c. Ownership. I acknowledge and agree that the Proprietary Information constitutes valuable, special and unique assets of the Company, and that the Proprietary Information is and shall remain at all times the sole and exclusive property of the Company and is vital to the successful operation of the Company's business.

### 2. Retaining and Assigning Inventions and Original Works



a. Inventions and Original Works Retained by Me. I have attached hereto, as Exhibit A, a list describing all inventions, original works of authorship, developments, improvements, and trade secrets which were made by me prior to my employment or engagement with the Company which relate to the Company's proposed or current business, products or research and development (the "Company Business"), which belong to me (collectively, the "Prior Inventions") and which are not assigned to the Company; or, if no such list is attached, I represent that there are no such inventions. If in the course of my employment or engagement with the Company, I incorporate into a Company product, process or machine a Prior Invention owned by me or in which I have an interest, the Company is hereby granted and shall have a non-exclusive, royalty free, irrevocable, perpetual, or world-wide license to make, have made, sublicense, modify, use and sell such Prior Invention as part of or in connection with such product, process or machine.

b. Inventions and Original Works Assigned to the Company.

(i) I agree that I will promptly make full written disclosure to the Company, will hold in trust for the sole right and benefit of the Company, and will transfer, convey, release and assign to the Company all my right, title, and interest, if any, in and to any and all inventions, original works of authorship, developments, concepts, improvements or trade secrets, whether or not patentable or registrable under copyright or similar laws, which I may solely or jointly conceive or develop or reduce to practice, or cause to be conceived or developed or reduced to practice, during the period of time I am employed or engaged as a contractor by the Company and which relate to the Company Business.

(ii) If I have been employed or engaged by the Company for any period of time prior to the execution of this Agreement, by execution of this Agreement I hereby transfer, convey, release and assign to the Company all my right, title and interest, if any, in and to any and all inventions, original works of authorship, developments, concepts, improvements or trade secrets which relate to the Company Business and which I have solely or jointly conceived or developed or reduced to practice, or caused to be conceived or developed or reduced to practice, during the period of time that I have been employed with or engaged by the Company. The inventions, original works of authorship, developments, concepts, improvements, or trade secrets referred to in Subsections (i) and (ii) above are collectively referred to as the "Inventions".

(iii) I acknowledge that all original works of authorship which are made by me (solely or jointly with others) within the scope of my employment or engagement and which are protectable by copyright are "works made for hire," as that term is defined in the United States Copyright Act.

c. Inventions Assigned to the United States. I agree to assign to the United States government all my right, title, and interest in and to any and all Inventions whenever such full title is required to be in the United States by a contract between the Company and the United States government or any of its agencies.

d. Patent and Copyright Registrations. I agree to assist the Company, or its designee, at the Company's expense, in every proper way to secure and enforce the Company's rights in the Inventions and any copyrights, patents, mask work rights or other intellectual property rights relating thereto in any and all countries, including the disclosure to the Company of all pertinent information and data with respect thereto, the execution of all applications, specifications, oaths, assignments and all other instruments which the Company shall deem necessary in order to apply for and obtain such rights and in order to assign and convey to the Company, its successors, assigns and nominees the sole and exclusive rights, title and interest in and to such Inventions, and any copyrights, patents, mask work rights or other intellectual property rights relating thereto. I further agree that my obligation to execute or cause to be executed, when it is in my power to do so, any such instrument or papers shall continue after the termination of this Agreement. If the Company is unable because of my mental or physical incapacity or for any other reason to secure my signature to apply for or to pursue any application for any United States or foreign patents or copyright registrations covering Inventions or original works of authorship assigned to the Company as above, then I hereby irrevocably designate and appoint the Company and its duly authorized officers and agents as my agent and attorney in fact, to act for and in my behalf and stead to execute and file any such applications and to do all other lawfully permitted acts.





to further the prosecution and issuance of letters patent or copyright registrations thereon with the same legal force and effect as if executed by me.

3. **Returning Company Documents.** I agree that, at the time of leaving the employ or engagement of the Company for whatever reason or circumstance, I will deliver to the Company (and will not keep in my possession or deliver to anyone else) any and all Proprietary Information as well as any devices, records, data, notes, reports, proposals, lists, correspondence, specifications, drawings, blueprints, sketches, materials, equipment, other documents or property, or reproductions of any aforementioned items, belonging to the Company, its successors or assigns. In the event of the termination of my employment or engagement, I agree to promptly sign and deliver to the Company a certificate confirming my compliance with all terms of this Agreement in a form reasonably satisfactory to the Company.

4. **Representations; Covenants.**

a. **Representations.** I agree to execute any proper oath or verify any proper document required to carry out the terms of this Agreement. I represent that my performance of all the terms of this Agreement will not breach any agreement (i) to keep in confidence proprietary information acquired by me in confidence or in trust prior to my employment by or engagement with the Company, or (ii) to assign Inventions to any former employer or any other third party. I will not disclose to the Company or use on its behalf any confidential information belonging to others. I have not entered into, and I agree I will not enter into, any oral or written agreement in conflict herewith.

b. **Restrictive Covenants.** Because of the trade secret subject matter of the Company's business and my role with the Company, I agree that during the term of my employment with the Company or its affiliates and for a period of twelve (12) months thereafter, I will not, as an officer, director, employee, consultant, owner, partner, or in any other capacity, either directly or through others do the following:

- i. Solicit, induce, encourage, or participate in soliciting, inducing or encouraging any person then employed by the Company or who has left the employment of the Company within the preceding six (6) months, or any person or entity engaged by the Company as a consultant or independent contractor or who/which has ceased a service relationship with the Company within the preceding six (6) months, to terminate such person's or entity's relationship with the Company, even if I did not initiate the discussion or seek out the contact; and
- ii. Solicit, canvas, induce, encourage, or participate in soliciting, canvassing, inducing, or encouraging any clients or prospective clients of the Company to terminate such entity's relationship with Company, even if I did not initiate the discussion or seek out the contact.
- iii. In addition, I will not during the term of this Agreement and for a period of three (3) months thereafter, directly or indirectly, in any individual or representative capacity, engage or participate in or provide services to any business that is competitive with the types and kinds of business being conducted by the Company.

5. **Equitable Relief.** I agree that it would be impossible or inadequate to measure and calculate the Company's damages from any breach of the covenants set forth in Sections 1, 2 and/or 3 herein. Accordingly, I agree that if I breach any of such Sections, the Company will have available, in addition to any other right or remedy available, the right to obtain an injunction from a court of competent jurisdiction restraining such breach or threatened breach and to specific performance of any such provision of this Agreement. I further agree that no bond or other security shall be required in obtaining such equitable relief and I hereby consent to the issuance of such injunction and to the ordering of specific performance.

6. **General Provisions**



a. **Employment/Engagement at Will.** This Agreement is not an employment agreement. I understand that the Company may terminate my employment at any time, with or without cause, subject to the terms of any separate written agreement duly executed by both parties.

b. **Acknowledgment.** I acknowledge that I have had the opportunity to consult legal counsel regarding this Agreement, that I have read and understood this Agreement, that I am fully aware of its legal effect, and that I have entered into it freely and voluntarily and based on my own judgment and not on any representations, understandings, or promises other than those contained in this Agreement.

c. **Governing Law.** This Agreement will be governed by the laws of the State of New York without giving effect to the conflicts of law principles thereof. Each party hereby irrevocably and unconditionally consents to submit to the jurisdiction of the state courts of the State of New York for any actions, suits or proceedings arising out of or relating to this Agreement. The prevailing party in any litigation hereunder shall be entitled to recover all its legal costs (including without limitation, legal fees and expenses and court costs) in connection with such action.

d. **Entire Agreement.** This Agreement sets forth the entire agreement and understanding between the Company and me relating to the subject matter herein and merges all prior discussions between us. No modification of or amendment to this Agreement, nor any waiver of any rights under this Agreement, will be effective unless in writing signed by the party to be charged. Any subsequent change or changes in my duties, salary or compensation will not affect the validity or scope of this Agreement.

e. **Severability.** If one or more of the provisions in this Agreement are deemed void or unenforceable by a court of competent jurisdiction, then the remaining provisions will continue in full force and effect.

f. **Successors and Assigns.** This Agreement will be binding upon my heirs, executors, administrators and other legal representatives and will be for the benefit of the Company, its successors, and its assigns.

g. **Survival; Notification.** The provisions of this Agreement shall survive any termination of the employment or consulting relationship between myself and the Company, regardless of the reason for such termination. The Company may notify anyone employing or engaging me at any time of the provisions of this Agreement.

/s/ Paul Ohls

Name: Paul Ohls

Date: September 28, 2022

## EXECUTION VERSION

**ELEVENTH AMENDMENT TO CREDIT AGREEMENT**

This Eleventh Amendment to Credit Agreement (this “Eleventh Amendment”) is made as of December 19, 2022 by and among **SPRINKLR, INC.**, a Delaware corporation (the “Borrower”), the several banks and other financial institutions or entities from time to time parties to the Credit Agreement referred to below (the “Lenders”), and **SILICON VALLEY BANK (“SVB”)**, as administrative agent (in such capacity, the “Administrative Agent”), Issuing Lender and Swingline Lender.

**WITNESSETH:**

WHEREAS, the Borrower, the Lenders and the Administrative Agent are party to that certain Credit Agreement dated as of May 22, 2018, as amended by that certain Waiver and First Amendment to Credit Agreement dated as of February 14, 2019, by that certain Second Amendment to Credit Agreement dated as of May 24, 2019, by that certain Third Amendment to Credit Agreement dated as of June 26, 2019, by that certain Waiver and Fourth Amendment to Credit Agreement dated as of March 13, 2020, by that certain Waiver and Fifth Amendment to Credit Agreement dated as of May 20, 2020, by that certain Waiver and Sixth Amendment to Credit Agreement dated as of June 28, 2021, by that certain Seventh Amendment to Credit Agreement dated as of March 31, 2022, by that certain Eighth Amendment to Credit Agreement dated as of June 20, 2022, by that certain Ninth Amendment to Credit Agreement dated as of August 17, 2022, and by that certain Tenth Amendment to Credit Agreement dated as of September 19, 2022 (as the same may be further amended, restated, amended and restated, modified, or supplemented and in effect from time to time, the “Credit Agreement”); and

WHEREAS, the Borrower has requested that the Lenders and the Administrative Agent modify and amend certain other terms and conditions of the Credit Agreement and the other Loan Documents.

NOW, THEREFORE, for good and valuable consideration, the receipt and sufficiency of which is hereby acknowledged, the Administrative Agent, the Lenders, and the Borrower agree as follows:

1. Capitalized Terms. All capitalized terms used herein and not otherwise defined shall have the same meaning herein as in the Credit Agreement.

2. Amendments to the Credit Agreement. The definition of “Maturity Date” in Section 1.1 of the Credit Agreement is hereby amended and restated as follows:

““***Maturity Date***”: January 31, 2023.”

3. Conditions Precedent to Effectiveness. This Eleventh Amendment shall not be effective until each of the following conditions precedent have been fulfilled or waived prior to or concurrently herewith, each to the satisfaction of the Administrative Agent:

- (a) This Eleventh Amendment shall have been duly executed and delivered by the respective parties hereto, and the Administrative Agent shall have received a counterpart of this Eleventh Amendment signed by each party hereto.
- (b) [Reserved].
- (c) All necessary consents and approvals to this Eleventh Amendment shall have been obtained.
- (d) No Default or Event of Default shall have occurred and be continuing, after giving effect to the effectiveness of this Eleventh Amendment and the consummation of the transactions contemplated hereby.

- (e) After giving effect to this Eleventh Amendment and the consummation of the transactions contemplated hereby, the representations and warranties herein and in the Credit Agreement and the other Loan Documents shall be true and correct in all material respects on and as of the date hereof, as though made on such date (except to the extent that (i) such representations and warranties relate solely to an earlier date, in which case they shall be true and correct in all material respects (or all respects if clause (ii) below is applicable) as of such earlier date or (ii) such representations or warranties are qualified by materiality in the text thereof, in which case they shall be true and correct in all respects).
- (f) The Administrative Agent shall have received all fees and expenses contemplated in Section 5 hereof.
- 4. Representations and Warranties. The Borrower hereby represents and warrants to the Administrative Agent and the Lenders as follows:
  - (a) It has all requisite power and authority to enter into this Eleventh Amendment and to carry out the transactions contemplated hereby.
  - (b) The execution, delivery, and performance of this Eleventh Amendment and the consummation of the transactions contemplated hereby (i) have been duly authorized by all necessary action, and (ii) do not and will not (A) violate any Requirement of Law binding on it or its Subsidiaries, (B) violate any material Contractual Obligation of it or its Subsidiaries, (C) result in or require the creation or imposition of any Lien upon any properties or assets of any Group Member pursuant to any Requirement of Law or any such Contractual Obligation, other than Liens created by the Security Documents, or (D) require any approval of any Group Member's interestholders or any approval or consent of any Person under any material Contractual Obligation of any Group Member, other than consents or approvals that have been obtained or made and that are still in force and effect.
  - (c) No authorization or approval by, and no notice to or filing with, a Governmental Authority is required in connection with the due execution, delivery and performance by it of this Eleventh Amendment, other than authorizations or approvals that have been obtained or made and that are still in force and effect.
  - (d) This Eleventh Amendment has been duly executed and delivered by it and is a legally valid and binding obligation of it, enforceable against it in accordance with its terms, except as enforcement may be limited by equitable principles (whether enforcement is sought by proceedings in equity or law) or by bankruptcy, insolvency, reorganization, moratorium or similar laws relating to or limiting creditors' rights generally.
  - (e) No Default or Event of Default has occurred and is continuing after giving effect to this Eleventh Amendment.
  - (f) The representations and warranties set forth in this Eleventh Amendment, the Credit Agreement (as amended by this Eleventh Amendment), after giving effect to this Eleventh Amendment, and the transactions contemplated hereby, and set forth in the other Loan Documents to which it is a party, are true and correct in all material respects on and as of the date hereof, as though made on such date (except to the extent that (i) such representations and warranties relate solely to an earlier date, in which case they shall be true and correct in all material respects (or all respects if clause (ii) below is applicable) as of such earlier date or (ii) such representations or warranties are qualified by materiality in the text thereof, in which case they shall be true and correct in all respects).

5. Payment of Costs and Fees. The Borrower shall pay to the Administrative Agent, for the account of the Lenders, an extension fee in the amount of \$25,000. Such fee shall be due and payable in immediately available funds on the effective date of this Eleventh Amendment and shall be non-refundable once paid. In addition, the Borrower shall pay to the Administrative Agent all costs and all reasonable out-of-pocket expenses in connection with the preparation, negotiation, execution and delivery of this Eleventh Amendment and any documents and instruments relating hereto in accordance with Section 10.5 of the Credit Agreement.

6. Choice of Law, etc. This Eleventh Amendment and the rights of the parties hereunder, shall be determined under, governed by, and construed in accordance with the internal laws (and not the conflict of law rules) of the State of New York. The provisions of Section 10.13 and 10.14 of the Credit Agreement are incorporated by reference *mutates mutandis*.

7. Counterpart Execution. This Eleventh Amendment may be executed in any number of counterparts, all of which when taken together shall constitute one and the same instrument, and any of the parties hereto may execute this Eleventh Amendment by signing any such counterpart. Delivery of an executed counterpart of this Eleventh Amendment by telefacsimile or other electronic method of transmission shall be equally as effective as delivery of an original executed counterpart of this Eleventh Amendment.

8. Effect on Loan Documents.

The Credit Agreement, as amended hereby, and each of the other Loan Documents shall be and remain in full force and effect in accordance with their respective terms and hereby are ratified and confirmed in all respects. The execution, delivery and performance of this Eleventh Amendment shall not operate as a waiver of or, except as expressly set forth herein, as an amendment of, any right, power or remedy of the Lenders in effect prior to the date hereof. The amendments, modifications and other agreements set forth herein are limited to the specifics hereof, shall not apply with respect to any facts or occurrences other than those on which the same are based, and shall neither excuse any future non-compliance with the Credit Agreement, nor operate as a waiver of any Default or Event of Default. To the extent any terms or provisions of this Eleventh Amendment conflict with those of the Credit Agreement or other Loan Documents, the terms and provisions of this Eleventh Amendment shall control.

(a) Upon and after the effectiveness of this Eleventh Amendment, each reference in the Credit Agreement to “this Agreement”, “hereunder”, “herein”, “hereof” or words of like import referring to the Credit Agreement, and each reference in the other Loan Documents to “the Credit Agreement”, “thereunder”, “therein”, “thereof” or words of like import referring to the Credit Agreement, shall mean and be a reference to the Credit Agreement as modified and amended hereby.

(b) This Eleventh Amendment is a Loan Document.

9. Entire Agreement. This Eleventh Amendment, and terms and provisions hereof, the Credit Agreement and the other Loan Documents constitute the entire understanding and agreement between the parties hereto with respect to the subject matter hereof and supersedes any and all prior or contemporaneous amendments or understandings with respect to the subject matter hereof, whether express or implied, oral or written.

10. Reaffirmation of Obligations. The Borrower hereby reaffirms its obligations under each Loan Document to which it is a party. The Borrower hereby further ratifies and reaffirms the validity and enforceability of all of the Liens heretofore granted, pursuant to and in connection with the Guarantee and Collateral Agreement or any other Loan Document to the Administrative Agent on behalf and for the benefit of the Lenders and the Issuing Lender, as collateral security for the obligations under the Loan Documents, in accordance with their respective terms, and acknowledges that all of such Liens, and all collateral heretofore pledged as security for such obligations, continues to be and remain collateral for such obligations from and after the date hereof.

11. Release by Loan Parties. Effective on the date hereof, each Loan Party, for itself and on behalf of its successors, assigns, and officers, directors, employees, agents and attorneys, and any Person acting for or on behalf of, or claiming through it, hereby waives, releases, remises and forever discharges the Administrative Agent and each of the Lenders (including the Issuing Lender) and each of their respective successors in title, past and present officers, directors, employees, general partners, attorneys, assigns, shareholders, trustees, agents and other representatives thereof (each a “**Releasee**” and collectively, the “**Releasees**”), from any and all claims, suits, liens, lawsuits, amounts paid in settlement, debts, deficiencies, diminution in value, disbursements, demands, obligations, liabilities, causes of action, damages, losses, costs and expenses of any kind or character, whether based in equity, law, contract, tort, implied or express warranty, strict liability, criminal or civil statute or common law (each a “**Claim**” and collectively, the “**Claims**”), whether known or unknown, fixed or contingent, direct, indirect, or derivative, asserted or unasserted, matured or unmatured, foreseen or unforeseen, past or present, liquidated or unliquidated, suspected or unsuspected, which such Loan Party ever had or now has against any such Releasee which arose from the beginning of the world to and including the date hereof which relates, directly or indirectly to the Credit Agreement, any other Loan Document, or to any acts or omissions of any such Releasee with respect to the Credit Agreement or any other Loan Document, or to the lender-borrower relationship evidenced by the Loan Documents, except for the duties and obligations set forth in this Amendment. As to each and every Claim released hereunder, each Loan Party expressly waives all rights afforded by Section 1542 of the Civil Code of the State of California (“*Section 1542*”) and any similar statute or regulation in any other applicable jurisdiction (including the State of New York). Section 1542 states as follows:

A general release does not extend to claims that the creditor or releasing party does not know or suspect to exist in his or her favor at the time of executing the release and that, if known by him or her, would have materially affected his or her settlement with the debtor or released party.

(a) Severability. In case any provision in this Eleventh Amendment shall be invalid, illegal or unenforceable, such provision shall be severable from the remainder of this Eleventh Amendment and the validity, legality and enforceability of the remaining provisions shall not in any way be affected or impaired thereby.

[SIGNATURE PAGE FOLLOWS]

IN WITNESS WHEREOF, the parties have executed this Eleventh Amendment by their respective duly authorized officers.

**BORROWER:**

SPRINKLR, INC.

By: /s/ Alex Gil  
Name: Alex Gil  
Title: Global Controller

**ADMINISTRATIVE AGENT, ISSUING LENDER, SWINGLINE LENDER AND LENDER:**

SILICON VALLEY BANK

By: /s/ Ryan Aberdale  
Name: Ryan Aberdale  
Title: Director

**Sprinklr, Inc.**  
**List of Subsidiaries as of April 3, 2023**

|     | <b><u>Name</u></b>             | <b><u>Jurisdiction</u></b> |
|-----|--------------------------------|----------------------------|
| 1.  | Sprinklr Australia Pty Ltd     | Australia                  |
| 2.  | Sprinklr (Brasil) Ltda.        | Brazil                     |
| 3.  | Sprinklr Canada Inc.           | Canada                     |
| 4.  | Sprinklr China Limited         | China                      |
| 5.  | Sprinklr Denmark ApS           | Denmark                    |
| 6.  | Sprinklr Middle East           | Dubai                      |
| 7.  | Sprinklr France Sarl           | France                     |
| 8.  | Sprinklr Germany GmbH          | Germany                    |
| 9.  | Sprinklr India Private Limited | India                      |
| 10. | Sprinklr Italia Srl            | Italy                      |
| 11. | Sprinklr Japan KK              | Japan                      |
| 12. | Sprinklr Netherlands BV        | Netherlands                |
| 13. | Sprinklr Singapore Pte Ltd     | Singapore                  |
| 14. | Sprinklr Korea LLC             | South Korea                |
| 15. | Sprinklr Iberia S.L.           | Spain                      |
| 16. | Unified – CXM AB               | Sweden                     |
| 17. | Sprinklr Switzerland GmbH      | Switzerland                |
| 18. | Sprinklr UK Ltd                | United Kingdom             |



**Consent of Independent Registered Public Accounting Firm**

We consent to the incorporation by reference in the registration statements (Nos. 333-264233 and 333-257384) on Form S-8 of our reports dated April 3, 2023, with respect to the consolidated financial statements of Sprinklr, Inc. and the effectiveness of internal control over financial reporting.

/s/ KPMG LLP

New York, NY  
April 3, 2023

**CERTIFICATION PURSUANT TO RULE 13a-14(a) AND 15d-14(a) UNDER  
THE SECURITIES EXCHANGE ACT OF 1934,  
AS ADOPTED PURSUANT TO SECTION 302 OF THE SARBANES-OXLEY ACT OF 2002**

I, Ragy Thomas, certify that:

1. I have reviewed this Annual Report on Form 10-K of Sprinklr, Inc.;
2. Based on my knowledge, this report does not contain any untrue statement of a material fact or omit to state a material fact necessary to make the statements made, in light of the circumstances under which such statements were made, not misleading with respect to the period covered by this report;
3. Based on my knowledge, the financial statements, and other financial information included in this report, fairly present in all material respects the financial condition, results of operations and cash flows of the registrant as of, and for, the periods presented in this report;
4. The registrant's other certifying officer and I are responsible for establishing and maintaining disclosure controls and procedures (as defined in Exchange Act Rules 13a-15(e) and 15d-15(e)) and internal control over financial reporting (as defined in Exchange Act Rules 13a-15(f) and 15d-15(f)) for the registrant and have:
  - a. designed such disclosure controls and procedures, or caused such disclosure controls and procedures to be designed under our supervision, to ensure that material information relating to the registrant, including its consolidated subsidiaries, is made known to us by others within those entities, particularly during the period in which this report is being prepared;
  - b. designed such internal control over financial reporting, or caused such internal control over financial reporting to be designed under our supervision, to provide reasonable assurance regarding the reliability of financial reporting and the preparation of financial statements for external purposes in accordance with generally accepted accounting principles;
  - c. evaluated the effectiveness of the registrant's disclosure controls and procedures and presented in this report our conclusions about the effectiveness of the disclosure controls and procedures, as of the end of the period covered by this report based on such evaluation; and
  - d. disclosed in this report any change in the registrant's internal control over financial reporting that occurred during the registrant's most recent fiscal quarter (the registrant's fourth fiscal quarter in the case of an annual report) that has materially affected, or is reasonably likely to materially affect, the registrant's internal control over financial reporting; and
5. The registrant's other certifying officer(s) and I have disclosed, based on our most recent evaluation of internal control over financial reporting, to the registrant's auditors and the audit committee of the registrant's board of directors (or persons performing the equivalent functions):
  - a. all significant deficiencies and material weaknesses in the design or operation of internal control over financial reporting which are reasonably likely to adversely affect the registrant's ability to record, process, summarize and report financial information; and
  - b. any fraud, whether or not material, that involves management or other employees who have a significant role in the registrant's internal control over financial reporting.

Date: April 3, 2023

By: /s/ Ragy Thomas  
Name: Ragy Thomas  
Title: Founder, Chairman and Chief Executive Officer  
  
(Principal Executive Officer)

**CERTIFICATION PURSUANT TO RULE 13a-14(a) AND 15d-14(a) UNDER  
THE SECURITIES EXCHANGE ACT OF 1934,  
AS ADOPTED PURSUANT TO SECTION 302 OF THE SARBANES-OXLEY ACT OF 2002**

I, Manish Sarin, certify that:

1. I have reviewed this Annual Report on Form 10-K of Sprinklr, Inc.;
2. Based on my knowledge, this report does not contain any untrue statement of a material fact or omit to state a material fact necessary to make the statements made, in light of the circumstances under which such statements were made, not misleading with respect to the period covered by this report;
3. Based on my knowledge, the financial statements, and other financial information included in this report, fairly present in all material respects the financial condition, results of operations and cash flows of the registrant as of, and for, the periods presented in this report;
4. The registrant's other certifying officer and I are responsible for establishing and maintaining disclosure controls and procedures (as defined in Exchange Act Rules 13a-15(e) and 15d-15(e)) and internal control over financial reporting (as defined in Exchange Act Rules 13a-15(f) and 15d-15(f)) for the registrant and have:
  - a. designed such disclosure controls and procedures, or caused such disclosure controls and procedures to be designed under our supervision, to ensure that material information relating to the registrant, including its consolidated subsidiaries, is made known to us by others within those entities, particularly during the period in which this report is being prepared;
  - b. Designed such internal control over financial reporting, or caused such internal control over financial reporting to be designed under our supervision, to provide reasonable assurance regarding the reliability of financial reporting and the preparation of financial statements for external purposes in accordance with generally accepted accounting principles;
  - c. evaluated the effectiveness of the registrant's disclosure controls and procedures and presented in this report our conclusions about the effectiveness of the disclosure controls and procedures, as of the end of the period covered by this report based on such evaluation; and
  - d. disclosed in this report any change in the registrant's internal control over financial reporting that occurred during the registrant's most recent fiscal quarter (the registrant's fourth fiscal quarter in the case of an annual report) that has materially affected, or is reasonably likely to materially affect, the registrant's internal control over financial reporting; and
5. The registrant's other certifying officer(s) and I have disclosed, based on our most recent evaluation of internal control over financial reporting, to the registrant's auditors and the audit committee of the registrant's board of directors (or persons performing the equivalent functions):
  - a. all significant deficiencies and material weaknesses in the design or operation of internal control over financial reporting which are reasonably likely to adversely affect the registrant's ability to record, process, summarize and report financial information; and
  - b. any fraud, whether or not material, that involves management or other employees who have a significant role in the registrant's internal control over financial reporting.

Date: April 3, 2023

By: /s/ Manish Sarin  
Name: Manish Sarin  
Title: Chief Financial Officer  
(Principal Financial and Accounting Officer)

**CERTIFICATIONS OF CHIEF EXECUTIVE OFFICER AND CHIEF FINANCIAL OFFICER PURSUANT TO  
18 U.S.C. SECTION 1350,  
AS ADOPTED PURSUANT TO SECTION 906  
OF THE SARBANES-OXLEY ACT OF 2002**

Ragy Thomas, Founder, Chairman and Chief Executive Officer of Sprinklr Inc. (the “Company”), and Manish Sarin, Chief Financial Officer of the Company, each hereby certifies, to the best of his knowledge and pursuant to 18 U.S.C. Section 1350, as adopted pursuant to Section 906 of the Sarbanes-Oxley Act of 2002, that:

- the Annual Report on Form 10-K of the Company for the fiscal year ended January 31, 2023 (the “Report”) fully complies with the requirements of Section 13(a) or 15(d) of the Securities Exchange Act of 1934, as amended; and
- the information contained in the Report fairly presents, in all material respects, the financial condition and results of operations of the Company.

Date: April 3, 2023

/s/ Ragy Thomas

Ragy Thomas

Founder, Chairman and Chief Executive Officer  
(Principal Executive Officer)

/s/ Manish Sarin

Manish Sarin

Chief Financial Officer  
(Principal Financial and Accounting Officer)